



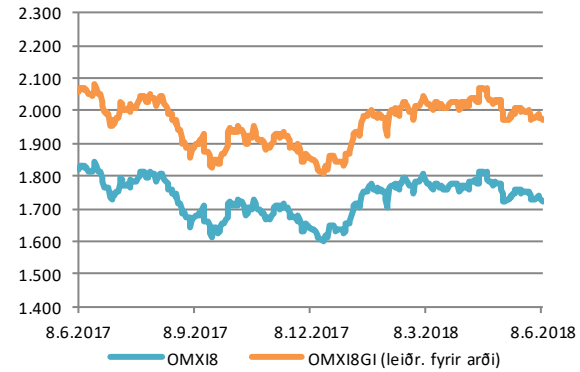
Vikubyrjun
Innlendar markaðsupplýsingar
11. júní 2018

Hlutabréf

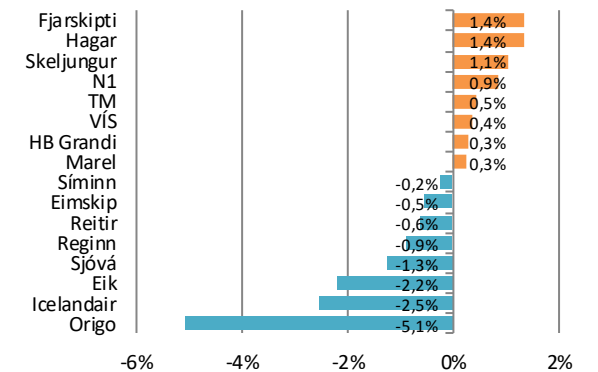
Félag	Verð	Velta (m.kr.)	Breyting síðan ...				
			áramót	1V	1M	3M	12M
OMX18	1721,4	3.832	5,3%	-0,4%	-1,5%	-3,7%	-5,5%
OMX18GI	1970,4		6,7%	-0,3%	-1,3%	-3,0%	-4,2%
Marel	384,0	526	20,5%	0,3%	0,3%	3,2%	11,4%
Icelandair	11,6	473	-20,4%	-2,5%	-8,9%	-25,6%	-15,1%
Eimskip	189,0	330	-22,3%	-0,5%	-8,3%	-16,5%	-39,5%
HB Grandi	33,9	2	-1,2%	0,3%	-0,9%	11,6%	22,6%
Hagar	45,7	471	30,7%	1,4%	16,8%	3,8%	-1,6%
N1	116,5	638	2,2%	0,9%	6,9%	-10,0%	3,1%
Skeljungur	6,7	74	5,7%	1,1%	6,7%	1,4%	14,1%
Fjarskipti	67,4	54	-0,6%	1,4%	-4,0%	-6,9%	11,4%
Síminn	4,4	138	7,6%	-0,2%	0,0%	5,0%	3,3%
Origo	20,6	101	-23,3%	-5,1%	-2,6%	-17,5%	-37,3%
Sjóvá	15,7	3	1,0%	-1,3%	-4,6%	-6,7%	-12,6%
VÍS	13,0	63	16,7%	0,4%	-4,4%	3,2%	21,7%
TM	33,3	227	6,8%	0,5%	-0,4%	-5,6%	9,1%
Reginn	22,2	133	-13,6%	-0,9%	-8,3%	-11,6%	-25,0%
Reitir	83,3	416	-1,4%	-0,6%	-8,7%	-1,1%	-18,9%
Eik	9,3	184	-6,3%	-2,2%	-6,1%	-4,4%	-22,0%

Leiðrétt fyrir arðgreiðslum. Heimild: Kodiak, útreikningar Hagfræðideildar

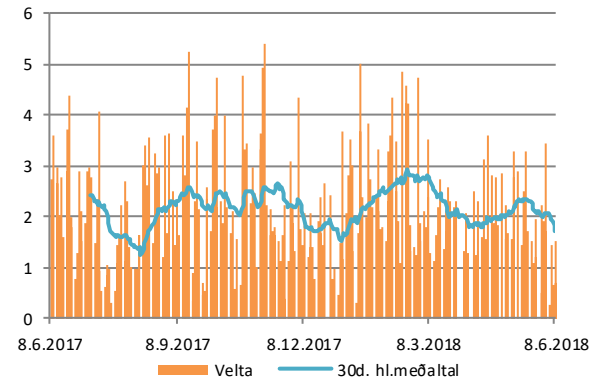
Úrvalsvísitalan



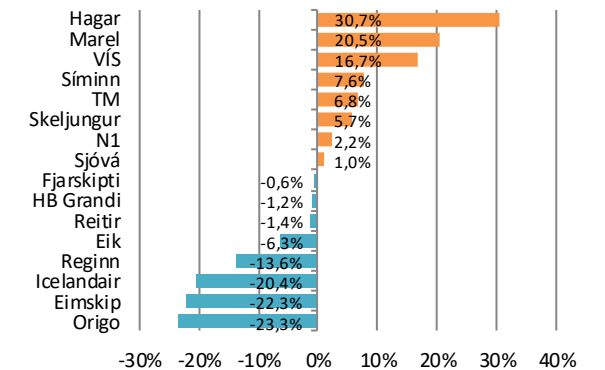
Breyting í vikunni



Velta

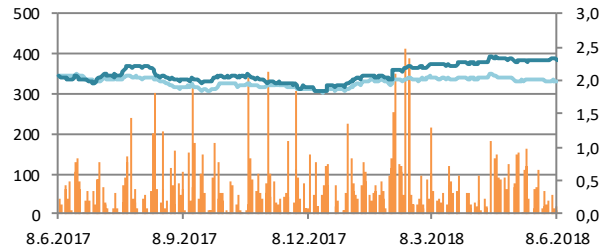


Síðan áramót

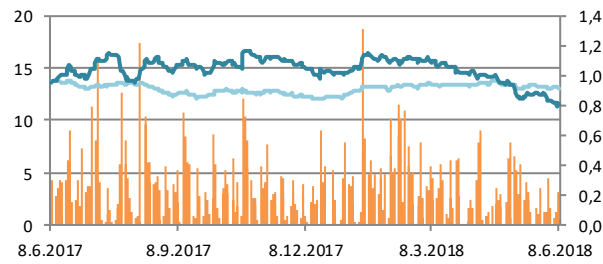


Hlutabréf

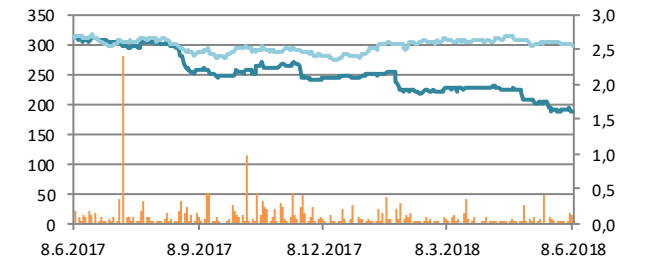
Marel



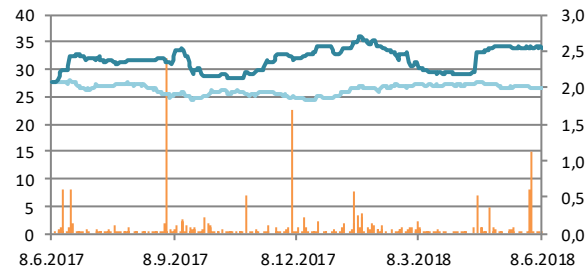
Icelandair



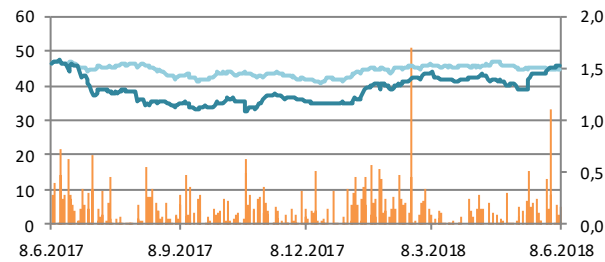
Eimskip



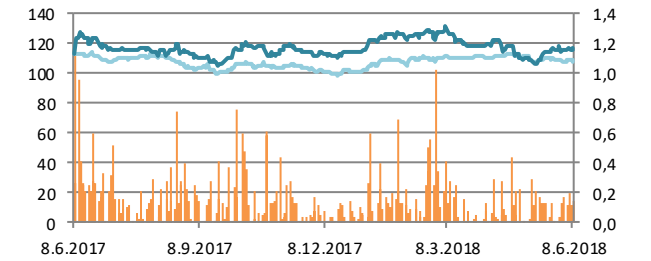
HB Grandi



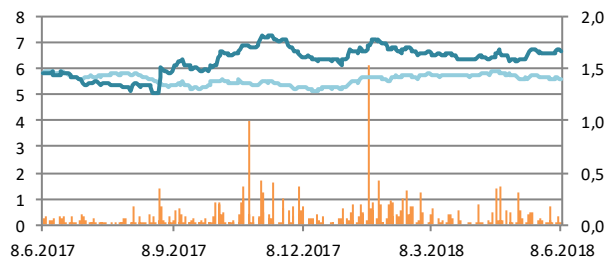
Hagar



N1

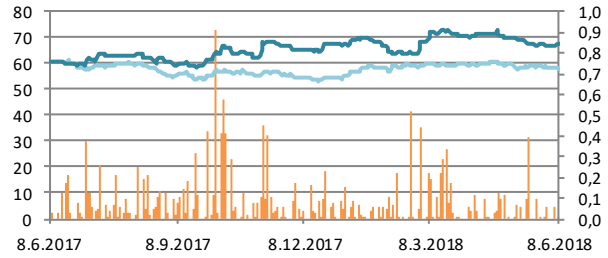


Skeljungur

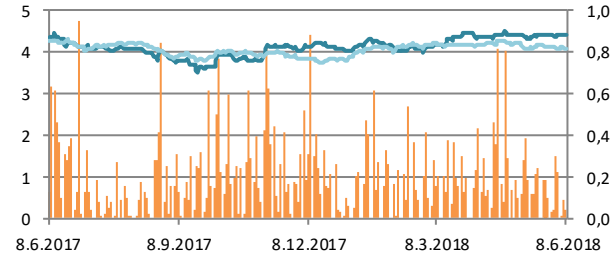


Hlutabréf

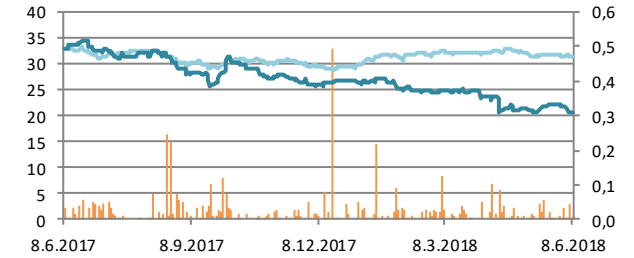
Fjarskipti



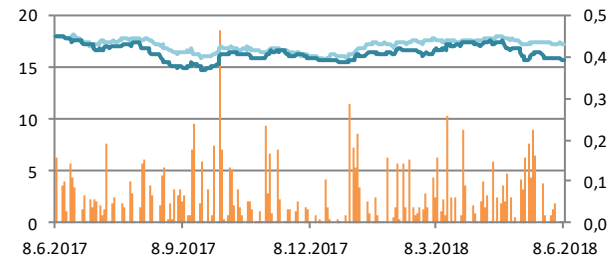
Síminn



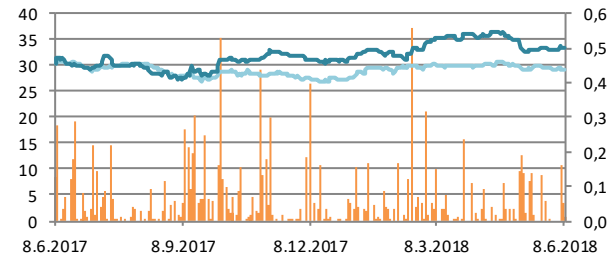
Origo



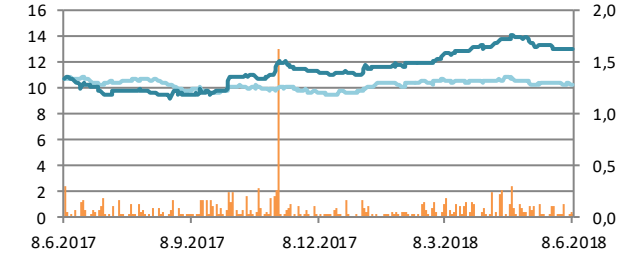
Sjóvá



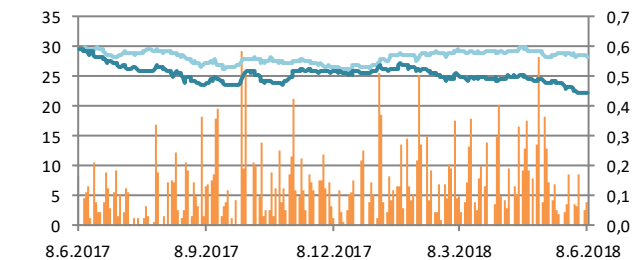
TM



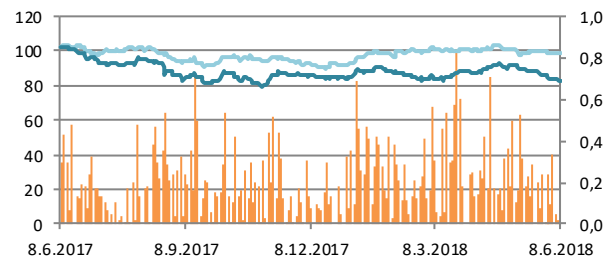
VÍS



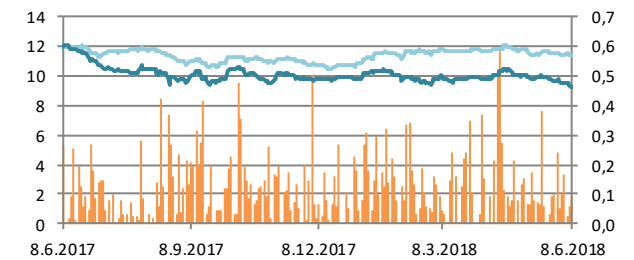
Reginn



Reitir



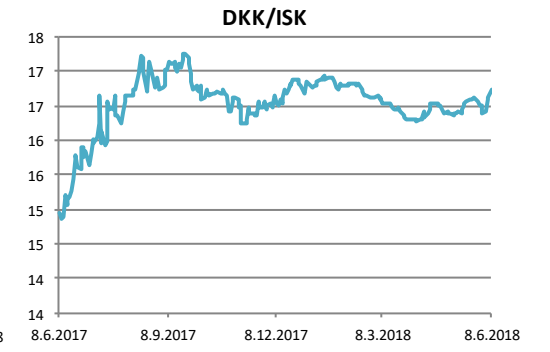
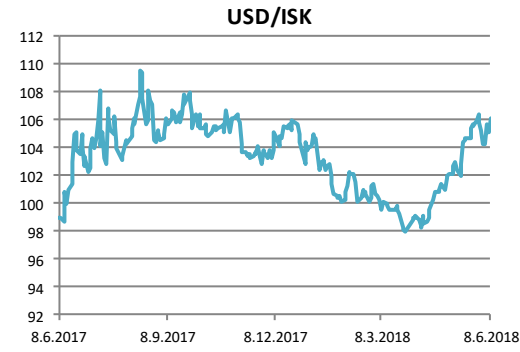
Eik



Gjaldeyrismarkaðurinn

Gengi ISK	8.jún	Breyting síðan ...				
		ármót	1V	1M	3M	12M
GVT	163,3	0,3%	2,0%	2,6%	2,6%	10,3%
EUR	124,7	-0,3%	2,1%	2,2%	1,1%	12,1%
USD	106,1	1,6%	1,8%	3,3%	6,6%	7,2%
GBP	142,3	0,9%	2,4%	2,4%	3,0%	11,0%
SEK	12,1	-4,7%	2,0%	3,9%	0,4%	6,6%
DKK	16,7	-0,3%	2,1%	2,2%	1,2%	12,0%
NOK	13,1	2,9%	2,3%	3,4%	3,2%	12,1%
JPY	0,97	4,7%	1,7%	2,9%	3,5%	7,9%

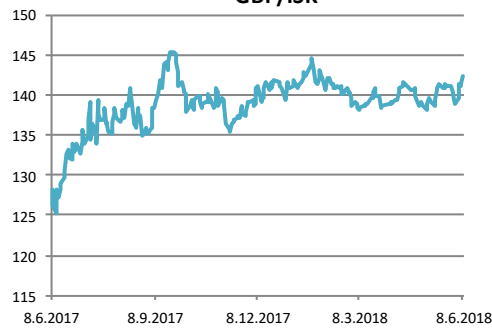
Miðgengi Seðlabanka Íslands. Heimild: Kodiak



GVT



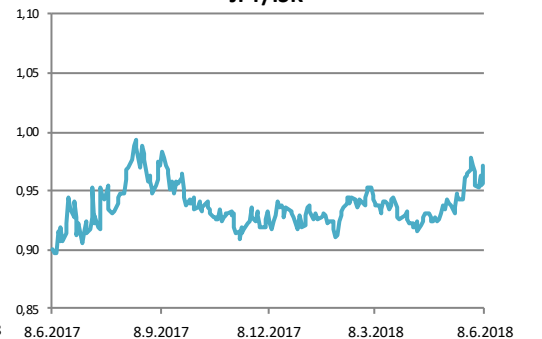
GBP/ISK



NOK/ISK



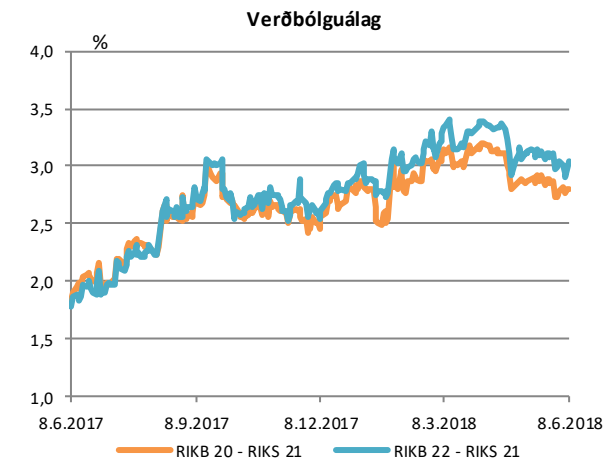
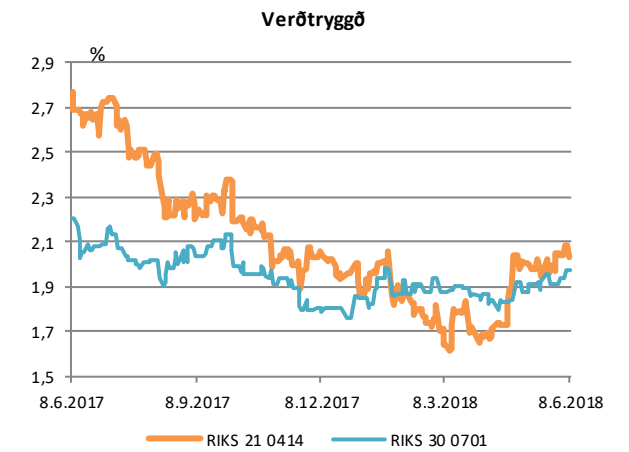
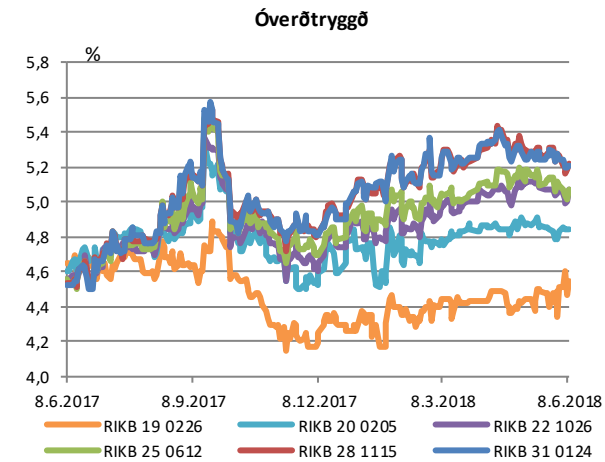
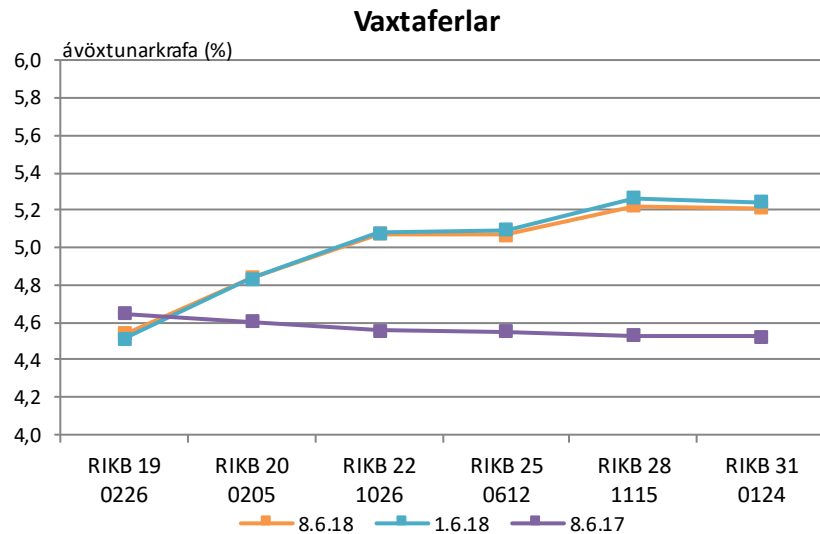
JPY/ISK



Ríkisbréf

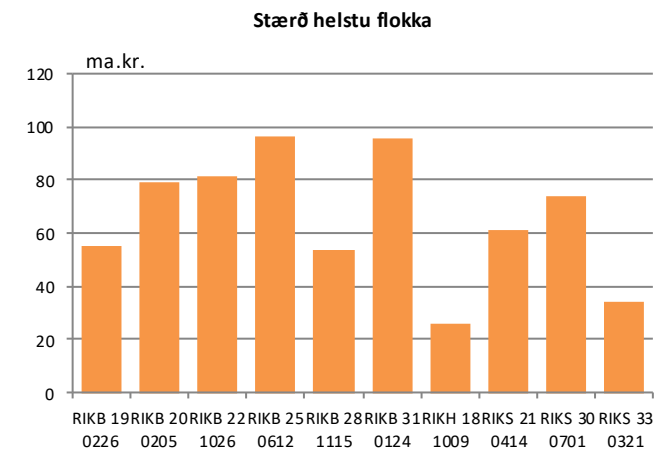
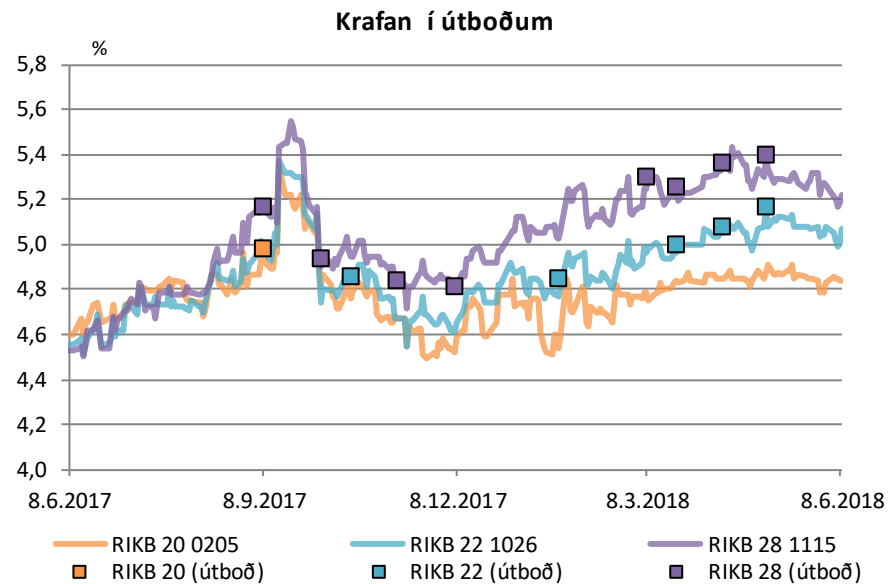
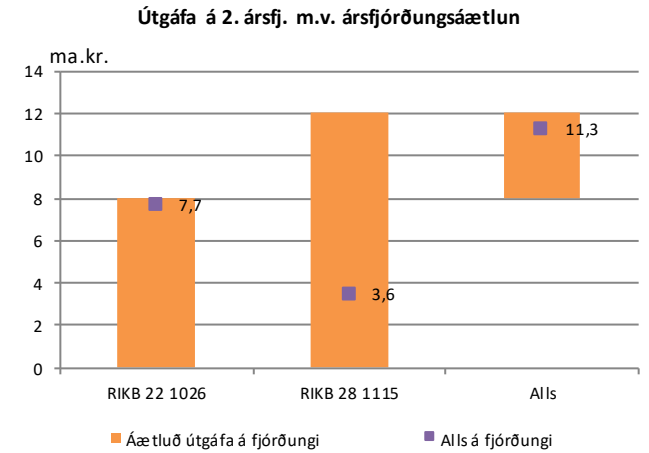
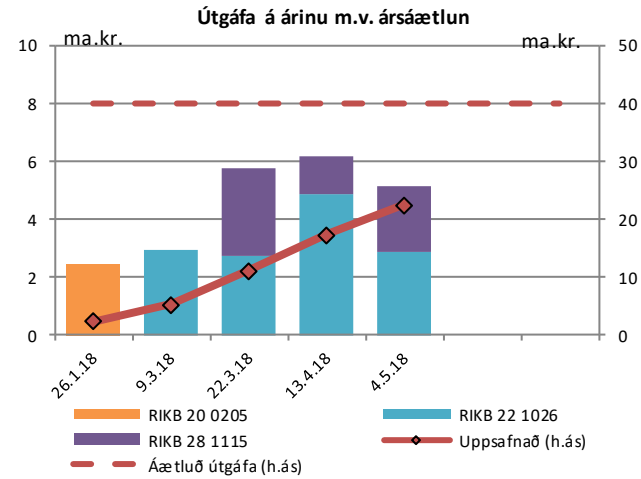
	verð	krafa	velta (ma.kr./viku)	Breyting síðan ...				
				árm.	1V	1M	3M	12M
RIKB 19 0226	102,84	4,54	1,7	0,29	0,03	0,11	0,10	-0,10
RIKB 20 0205	102,16	4,84	1,0	0,06	0,00	-0,03	0,05	0,23
RIKB 22 1026	108,32	5,07	1,9	0,25	-0,01	-0,04	0,11	0,51
RIKB 25 0612	116,94	5,07	1,2	0,19	-0,03	-0,12	0,01	0,52
RIKB 28 1115	98,23	5,22	2,4	0,25	-0,05	-0,07	-0,03	0,69
RIKB 31 0124	111,68	5,21	1,8	0,22	-0,03	-0,04	-0,04	0,68
RIKS 21 0414	104,82	2,03	0,8	0,07	-0,01	0,03	0,40	-0,74
RIKS 30 0701	113,55	1,98	0,2	0,22	0,04	0,10	0,10	-0,23

Heimild: Kodiak



Útboð ríkisbréfa

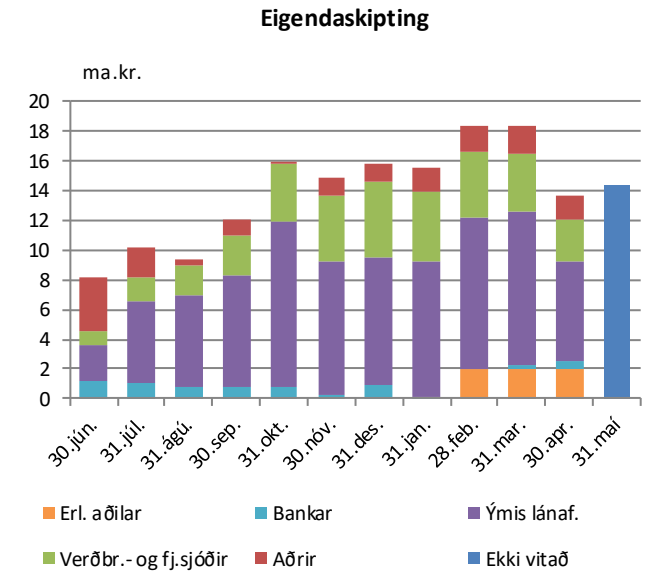
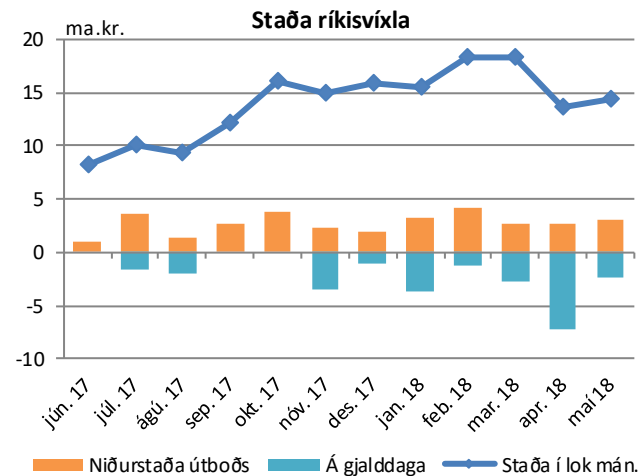
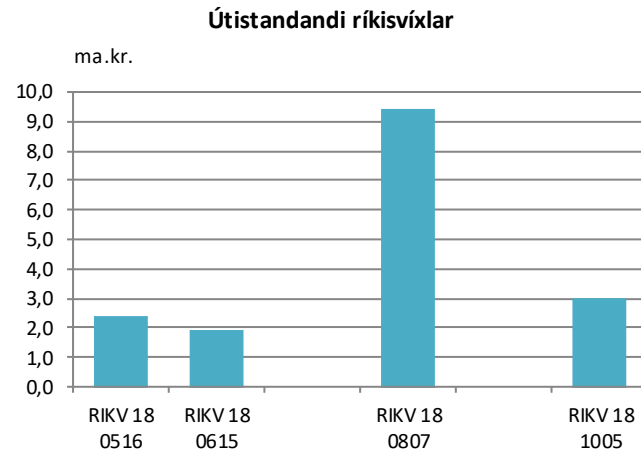
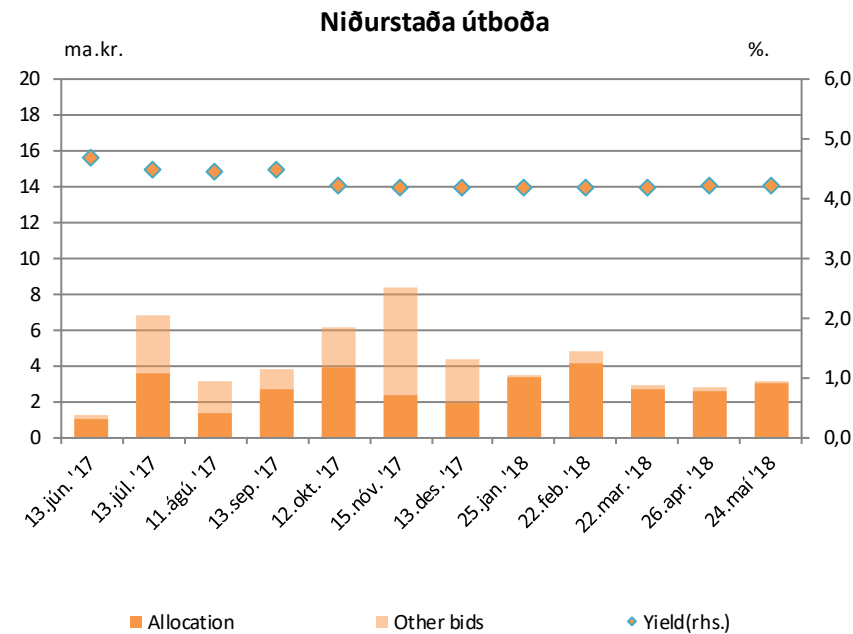
Seinustu útboð		Tilboð	Samþykkt	Verð	Krafa
Dags	Flokkur				
4.5.18	RIKB 22 1026	5,6	2,7	108,13	5,16
4.5.18	RIKB 28 1115	4,8	2,3	96,90	5,39
13.4.18	RIKB 22 1026	5,8	4,5	108,57	5,07
13.4.18	RIKB 28 1115	1,6	1,4	97,18	5,35
22.3.18	RIKB 22 1026	3,3	2,5	109,02	4,99
22.3.18	RIKB 28 1115	3,8	3,1	97,97	5,25
9.3.18	RIKB 28 1115	4,1	3,0	97,65	5,29
26.1.18	RIKB 22 1026	3,7	2,2	109,94	4,84



Útboð ríkisvígla

dags	Flokkur	Samþykkt	Vextir
24.05.18	RIKV 18 1005	3,0	4,24
26.04.18	RIKV 18 0807	2,7	4,19
22.03.18	RIKV 18 0808	2,7	4,19
22.02.18	RIKV 18 0809	4,1	4,19
25.01.18	RIKV 18 0416	1,9	4,20
13.12.17	RIKV 18 0615	1,9	4,20

Heimild: Lánamál Ríkisins



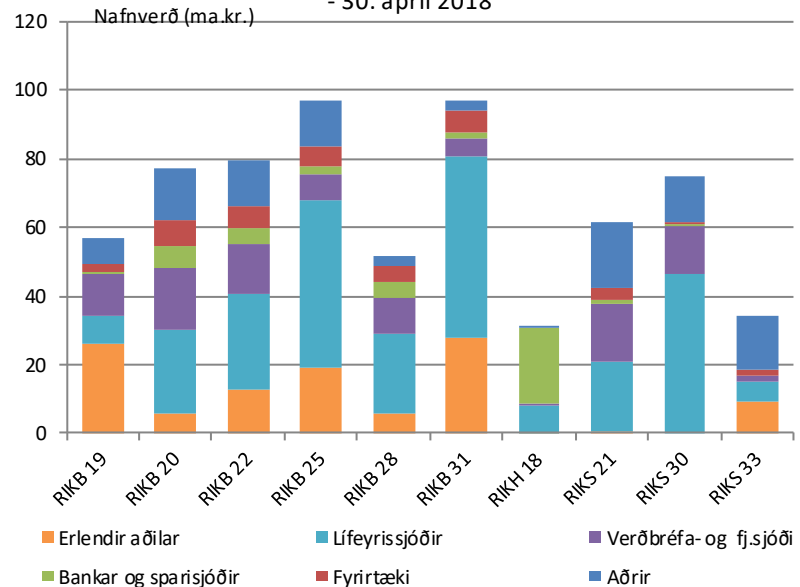
Eigendaskipti ríkisbréfa

	Eigendaskipting (ma.kr.)										
	RIKB 19	RIKB 20	RIKB 22	RIKB 25	RIKB 28	RIKB 31	RIKH 18	RIKS 21	RIKS 30	RIKS 33	Alls
Erlendir aðilar	26,2	5,5	12,8	18,8	5,6	27,8	0,1	0,4	0,0	9,2	106,4
Lífeyrissjóðir	7,8	24,5	27,9	49,2	23,7	53,0	7,9	20,7	46,3	5,6	266,7
Verðbréfa- og fj.sjóðir	12,4	18,2	14,4	7,2	10,3	5,0	0,5	16,8	13,9	2,0	100,7
Bankar og sparisjóðir	0,6	6,2	4,7	2,6	4,6	1,7	22,6	1,1	0,7	0,0	44,8
Bankar í slitameðferð	2,1	7,6	6,4	5,9	4,4	6,4	0,0	3,3	0,7	1,4	38,2
Aðrir	7,7	15,0	13,3	13,1	2,9	3,1	0,1	19,5	13,3	15,9	103,8
Nafnverð alls (ma.kr)	56,9	77,1	79,4	96,8	51,4	97,1	31,1	61,8	74,9	34,2	660,5

Heimild: Lánamál ríkisins

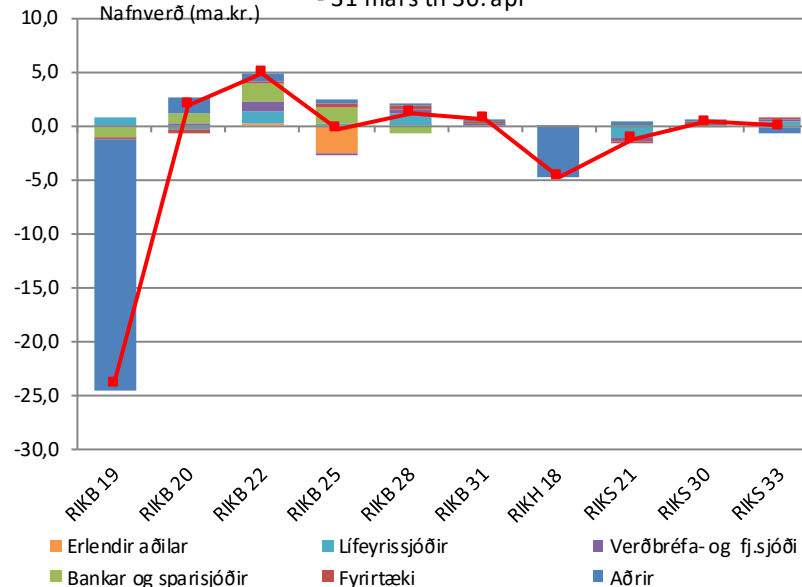
Eigendur ríkisverðbréfa

- 30. apríl 2018



Breyting milli mánaða

- 31 mars til 30. apr

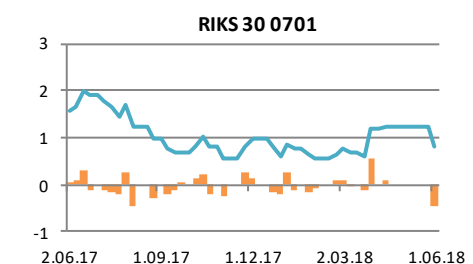
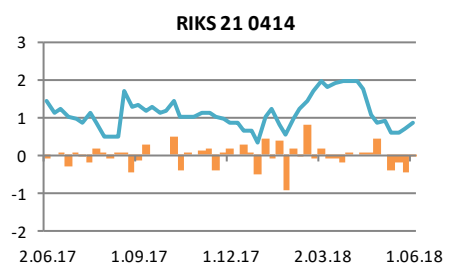
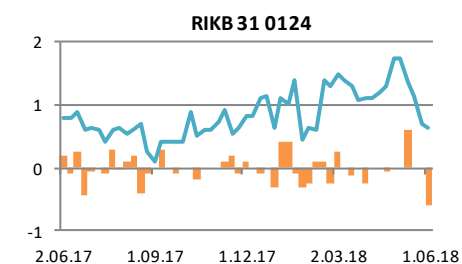
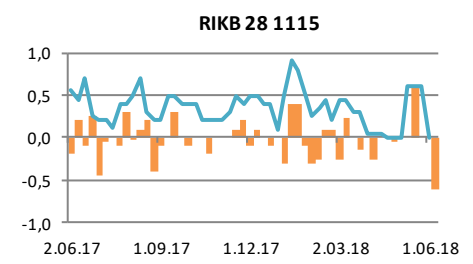
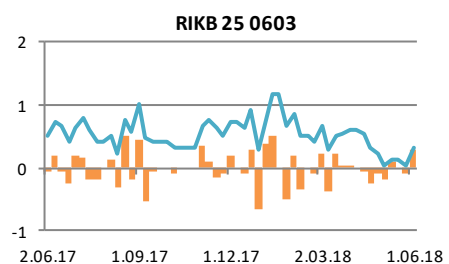
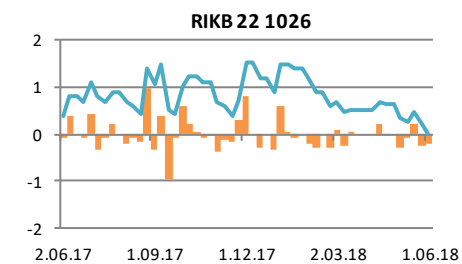
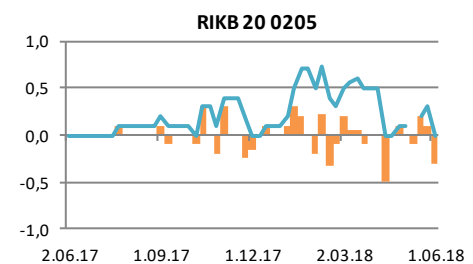
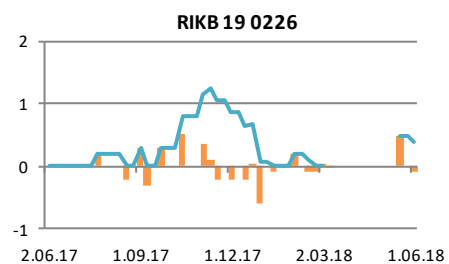
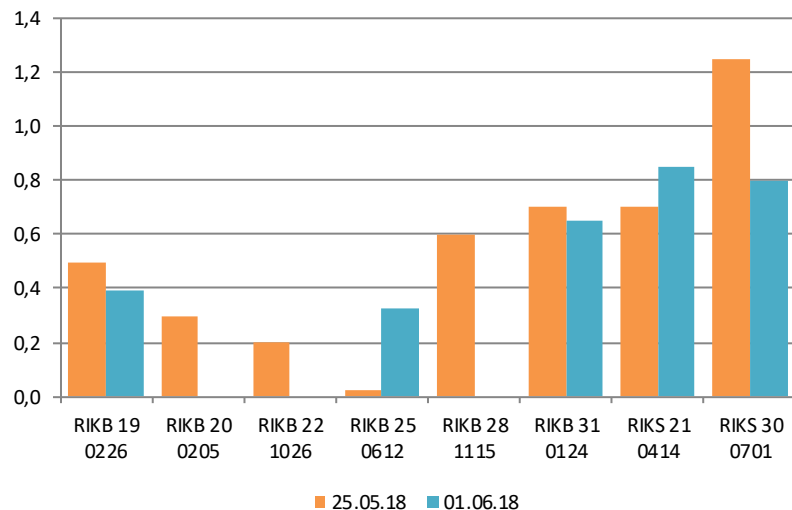


Verðbréfalán

Flokkur	Nafnverð (m.kr.)	Breyting síðan				
		1V	4V	12V	26V	52V
RIKB 19 0226	495	0	495	492	-553	495
RIKB 20 0205	300	100	200	-200	150	300
RIKB 22 1026	200	-250	-450	-500	-507	-300
RIKB 25 0612	25	-100	-200	-633	-500	-550
RIKB 28 1115	600	0	600	160	200	250
RIKB 31 0124	700	-450	-1.050	-785	75	-200
RIKS 21 0414	700	100	-180	-1.295	-250	-300
RIKS 30 0701	1.250	0	0	500	431	-290

Heimild: Lánamál Ríkisins

Breyting milli vikna



Innihald og form skjals þessa er unnið af starfsmönnum Hagfræðideildar Landsbankans hf. (hagfraedideild@landsbankinn.is) og byggist á aðgengilegum opinberum upplýsingum á þeim tíma sem greiningin var unnin. Mat á þeim upplýsingum endurspeglar skoðanir starfsmanna Hagfræðideildar Landsbankans á þeim degi þegar greiningin er dagsett, en þær geta breyst án fyrirvara.

Landsbankinn hf. og starfsfólk hans taka ekki ábyrgð á viðskiptum sem byggð eru á þeim upplýsingum og skoðunum sem hér eru settar fram.

Bent skal á að Landsbankinn hf. getur á hverjum tíma haft beinna eða óbeinna hagsmuna að gæta, ýmist sjálfur, dótturfélög hans eða fyrir hönd viðskiptamanna, s.s. sem fjárfestir, lánardrottinn eða þjónustuaðili. Greiningar eru engu að síður unnar sjálfstætt af Hagfræðideild Landsbankans og innan Landsbankans eru í gildi reglur um aðskilnað starfssviða sem eru aðgengilegar á vef bankans.

