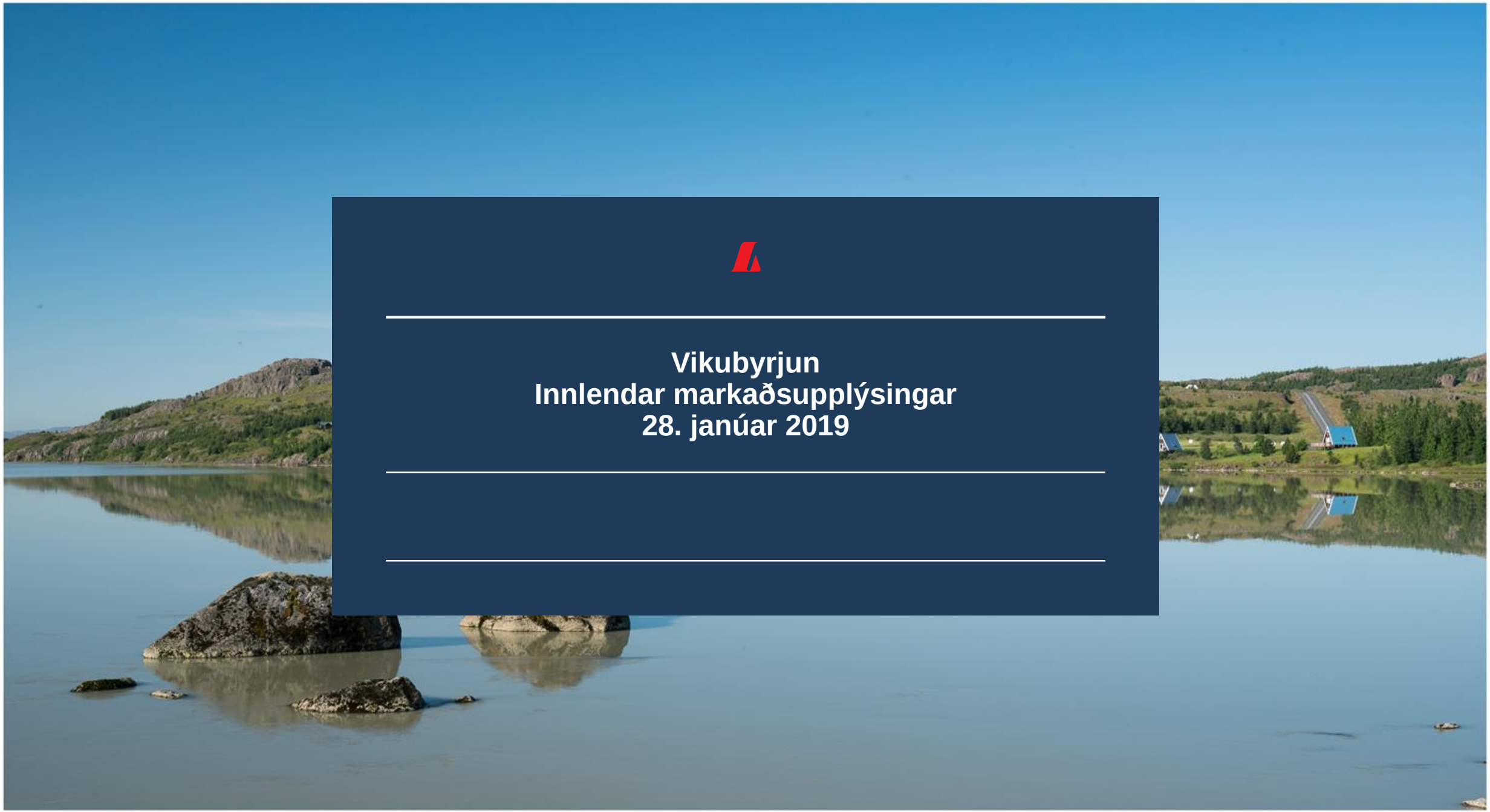

Vikubyrjun
Innlendar markaðsupplýsingar
28. janúar 2019

Hlutabréf

Félag	Verð	Velta (m.kr.)	Breyting síðan … áramót	1V	1M	3M	12M
OMXI8	1705,6	8.815	5,7%	2,9%	6,0%	6,7%	-3,9%
OMXI8GI	1952,3		5,7%	2,9%	6,0%	6,7%	-2,6%
Marel	397,0	1.662	7,3%	0,5%	7,9%	4,1%	15,0%
Icelandair	10,6	526	10,6%	4,6%	12,8%	54,5%	-34,2%
Eimskip	217,0	287	-4,8%	1,9%	-3,8%	6,4%	-14,5%
HB Grandi	31,8	55	-5,6%	-3,2%	-5,6%	5,6%	-11,2%
Hagar	47,1	694	1,0%	6,7%	0,6%	-3,3%	15,5%
Festi	118,0	645	2,2%	4,0%	2,6%	-2,9%	-7,1%
Skeljungur	7,4	285	2,5%	3,5%	1,8%	1,9%	3,7%
Sýn	40,4	301	-3,3%	1,0%	-3,8%	-28,2%	-41,6%
Síminn	3,9	762	3,7%	6,3%	1,8%	3,5%	-9,1%
Origo	25,2	118	-0,6%	6,6%	-0,8%	12,5%	-7,4%
Arion	75,0	155	6,4%	4,7%	4,3%	-2,7%	
Sjóvá	14,3	410	3,2%	8,7%	3,2%	0,4%	-12,8%
VÍS	10,7	614	5,6%	8,2%	5,4%	-5,9%	-8,1%
TM	27,6	518	6,0%	5,5%	5,3%	-2,3%	-16,4%
Reginn	22,3	448	5,7%	5,4%	6,2%	18,0%	-17,7%
Reitir	74,2	993	1,1%	4,2%	1,2%	2,3%	-18,5%
Eik	8,8	341	5,8%	5,8%	5,8%	18,2%	-15,3%
Heimavellir	1,2	97	1,8%	1,8%	1,8%	4,5%	

Leiðrétt fyrir arðgreiðslum.Heimild: Kodiak, útreikningar Hagfræðideildar

Úrvalsvísitalan

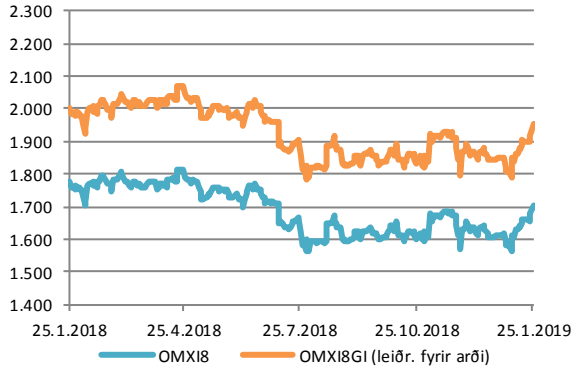

Breyting í vikunni

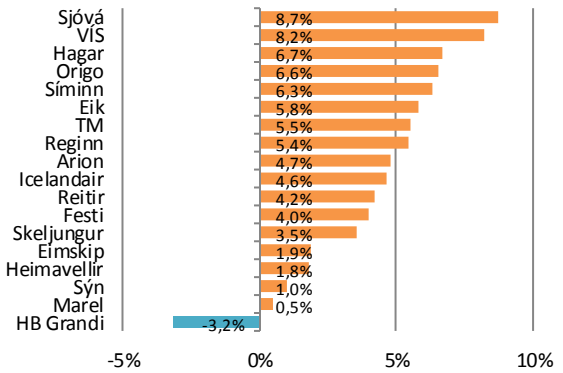

Velta

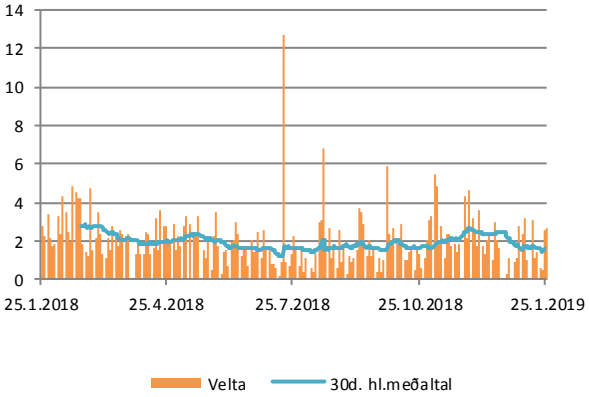

Síðan áramót

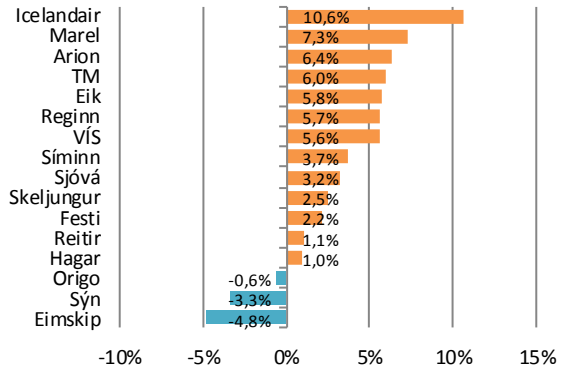

Hlutabréf

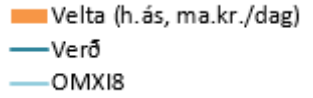

Marel

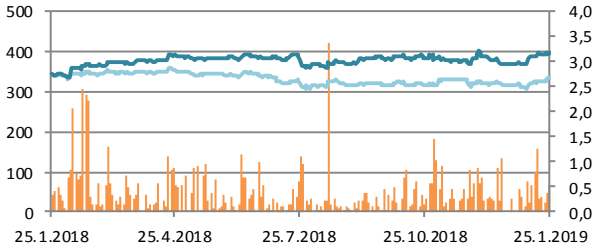

Icelandair

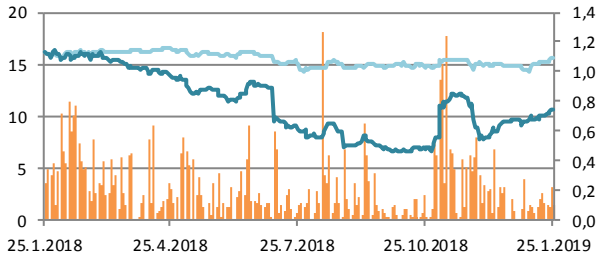

Eimskip

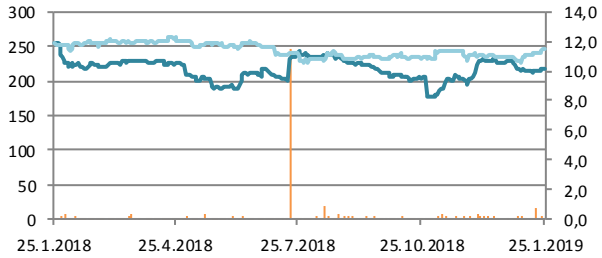

HB Grandi

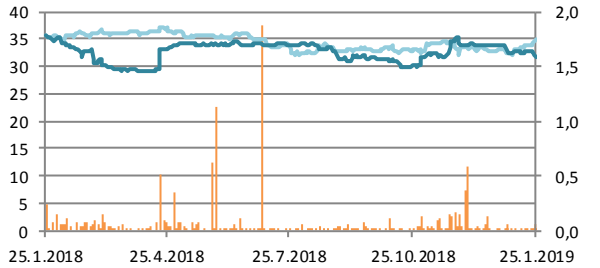

Hagar

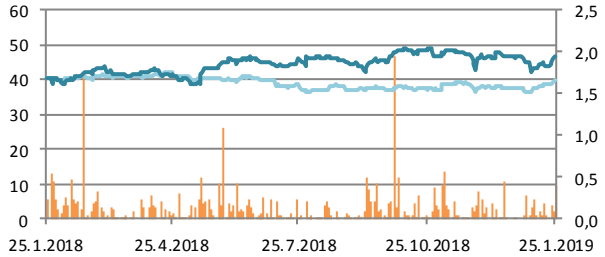

Festi

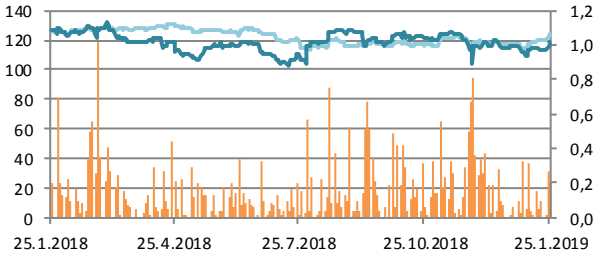

Skeljungur

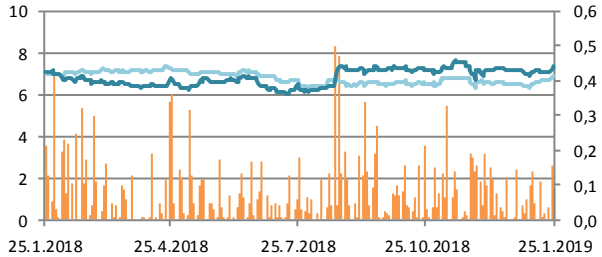

Sýn

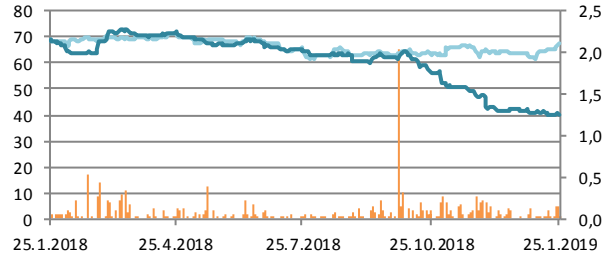

Síminn

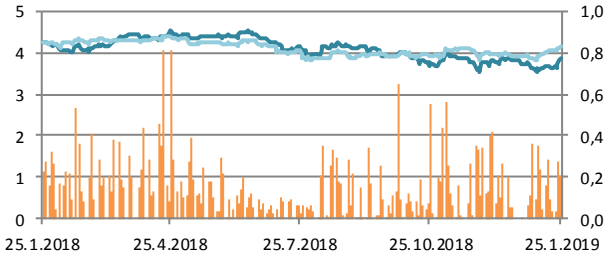

Hlutabréf

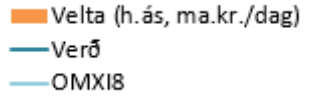

Origo

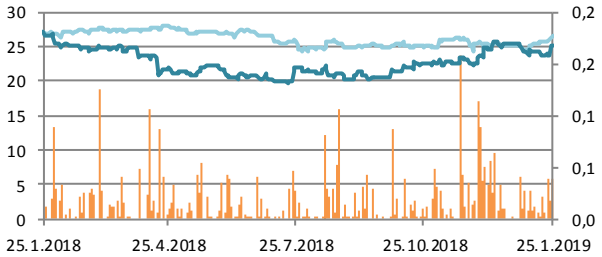

Arion

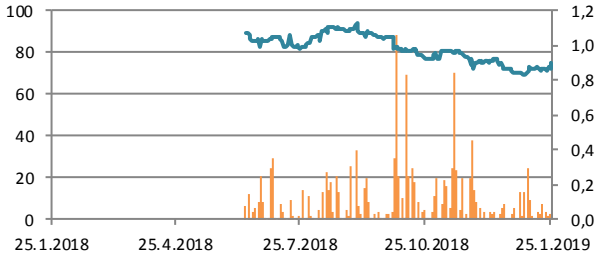

Sjóvá

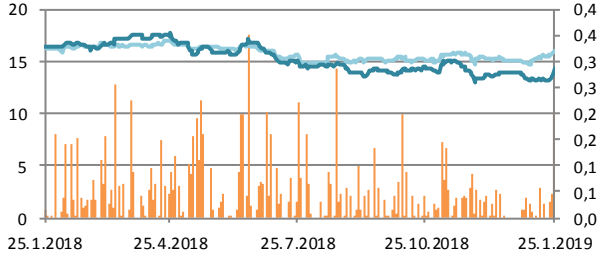

TM

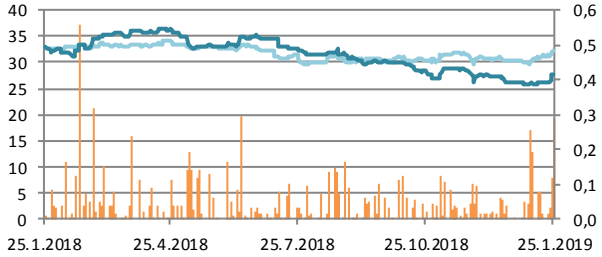

VÍS

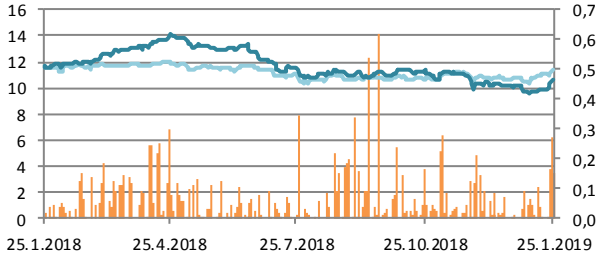

Reginn

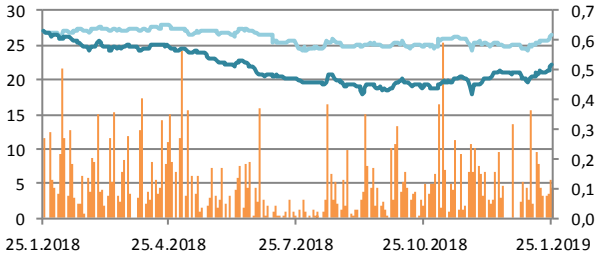

Reitir

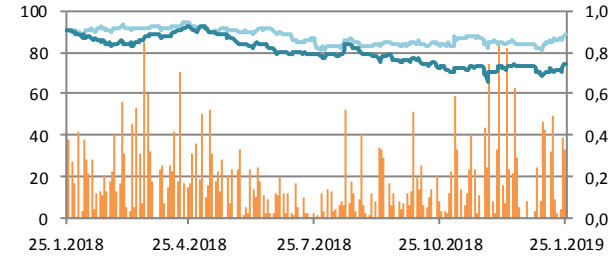

Eik

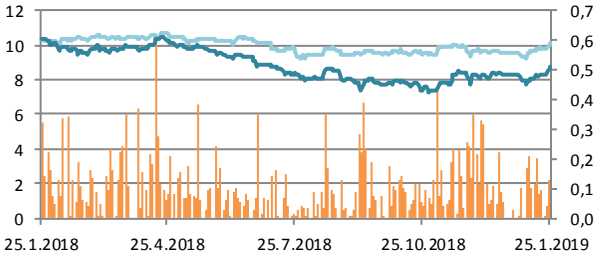

Heimavellir

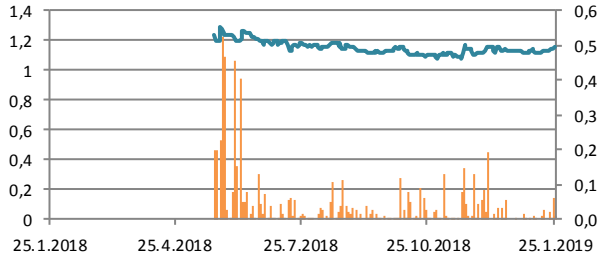

Gjaldeyrismarkaðurinn

Gengi ISK		Breyting síðan …				
	25.jan	áramót	1V	1M	3M	12M
GVT	**179,1**	2,9%	-1,2%	1,4%	-0,5%	9,6%
EUR	**135,7**	1,9%	-1,5%	0,4%	-0,9%	7,8%
USD	**119,7**	2,9%	-0,9%	1,2%	-0,3%	18,1%
GBP	**156,5**	5,5%	0,1%	4,4%	1,1%	8,1%
SEK	**13,2**	1,3%	-1,8%	0,4%	0,1%	2,8%
DKK	**18,2**	1,9%	-1,6%	0,5%	-1,0%	7,5%
NOK	**14,0**	4,3%	-1,3%	2,7%	-3,0%	6,5%
JPY	**1,09**	3,1%	-1,3%	2,5%	2,0%	17,3%

Miðgengi Seðlabanka Íslands. Heimild: Kodiak

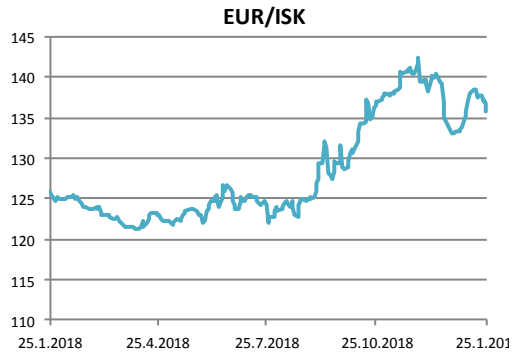

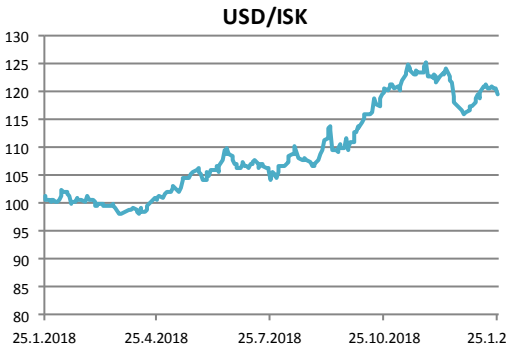

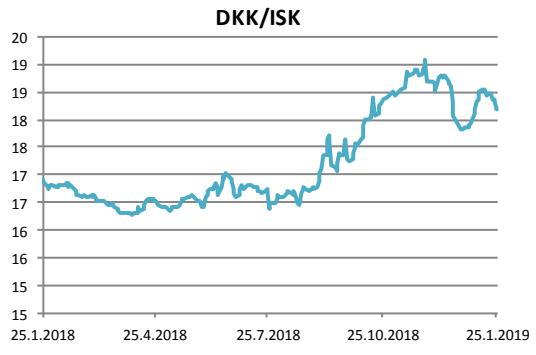

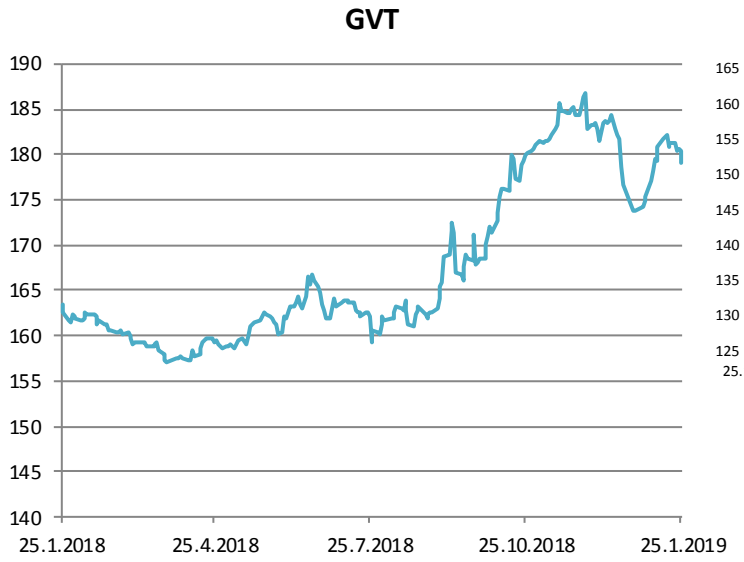

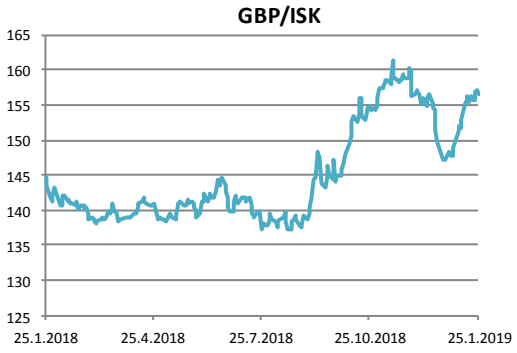

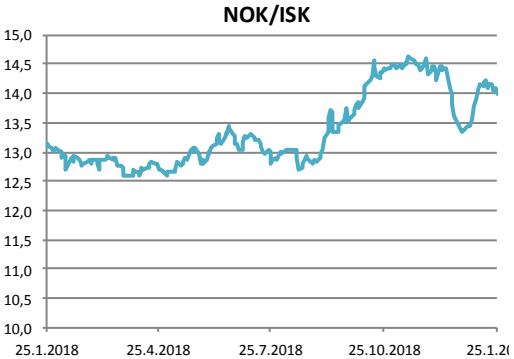

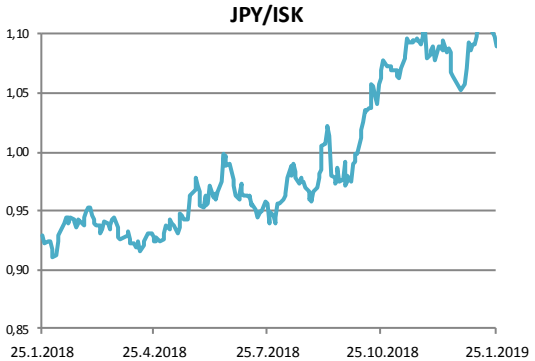

Ríkisbréf

	verð	krafa	velta (ma.kr./viku)	Breyting síðan ... árm.	1V	1M	3M	12M
RIKB 19 0226	100,30	4,56	0,1	-0,39	-0,05	-0,50	-0,14	0,40
RIKB 20 0205	101,18	5,03	2,2	-0,10	0,08	-0,20	-0,41	0,50
RIKB 22 1026	106,77	5,20	2,7	-0,24	-0,14	-0,24	-0,69	0,43
RIKB 25 0612	114,85	5,19	2,2	-0,24	-0,15	-0,24	-0,81	0,33
RIKB 28 1115	98,64	5,18	3,5	-0,27	-0,20	-0,26	-0,88	0,15
RIKB 31 0124	111,50	5,19	2,5	-0,25	-0,15	-0,25	-0,91	0,18
RIKS 21 0414	105,25	1,37	0,7	0,30	0,08	0,30	-0,04	-0,66
RIKS 30 0701	118,15	1,51	0,1	0,10	0,04	0,07	-0,16	-0,47

Heimild: Kodiak

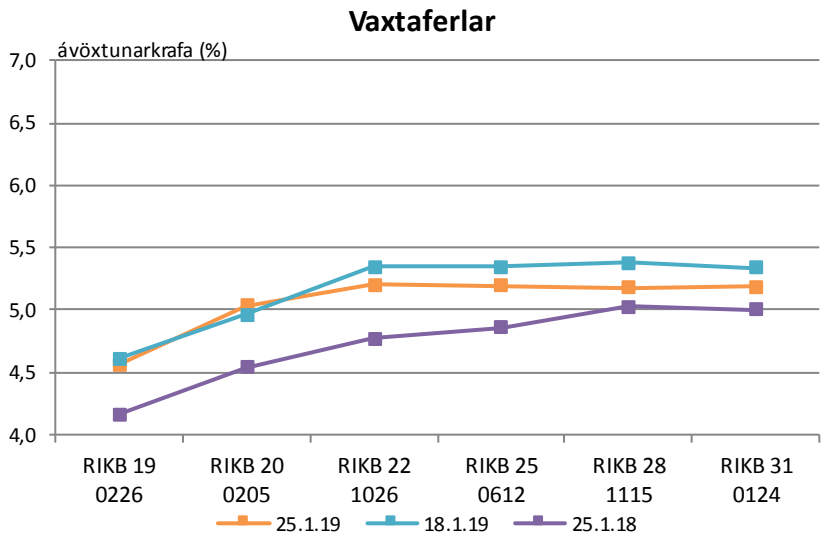

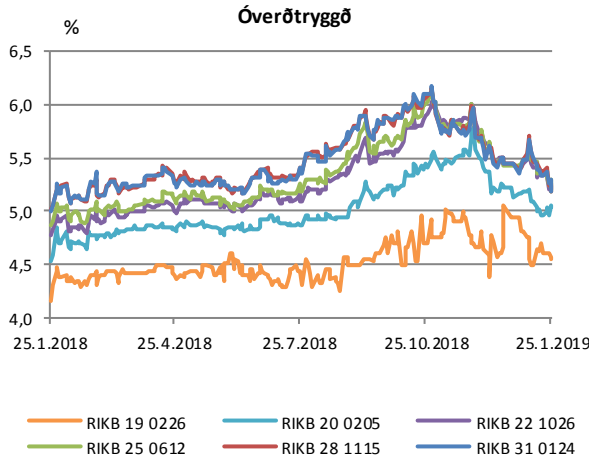

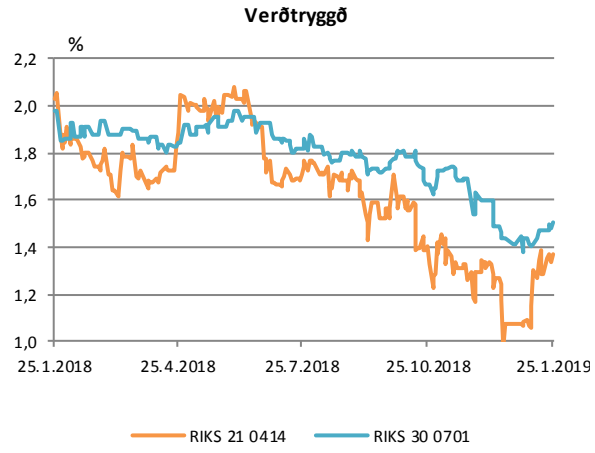

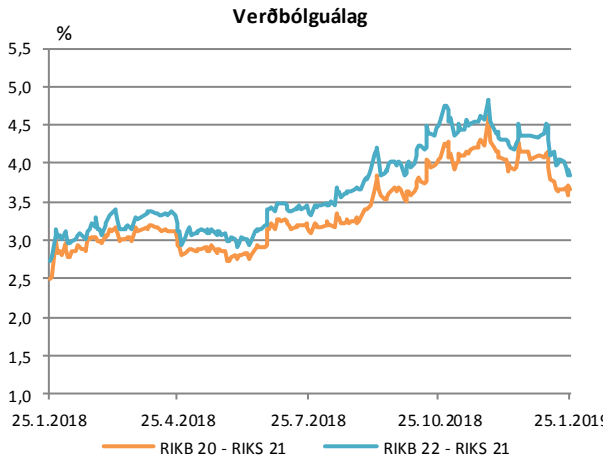

Íbúðabréf

	verð	krafa	velta (ma.kr./viku)	árm.	Breyting síðan ... 1V	1M	3M	12M
HFF150224	105,55	1,58	0,2	0,29	-0,03	0,29	-0,06	-0,62
HFF150434	116,56	1,61	0,0	0,05	0,00	0,05	-0,25	-0,43
HFF150644	127,57	1,61	0,1	0,04	0,00	0,05	-0,22	-0,40

Heimild: Kodiak

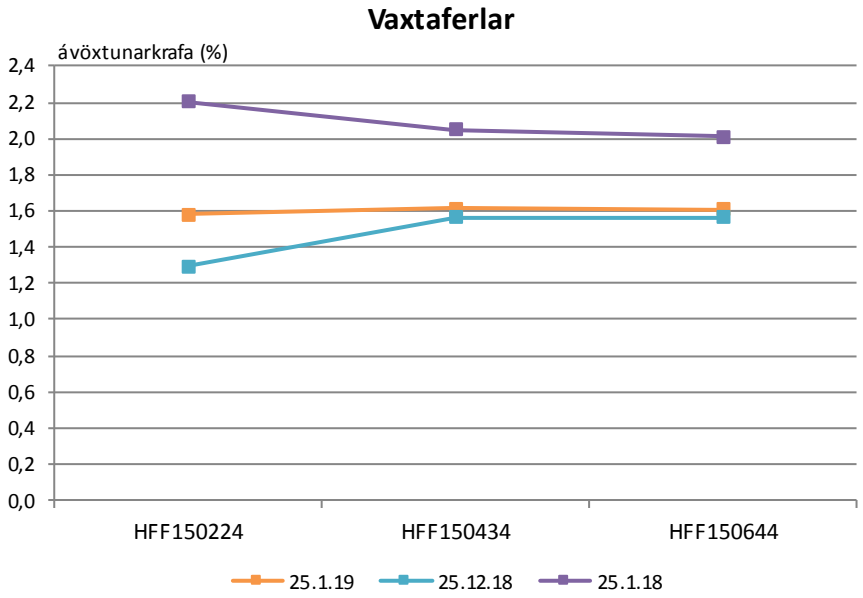

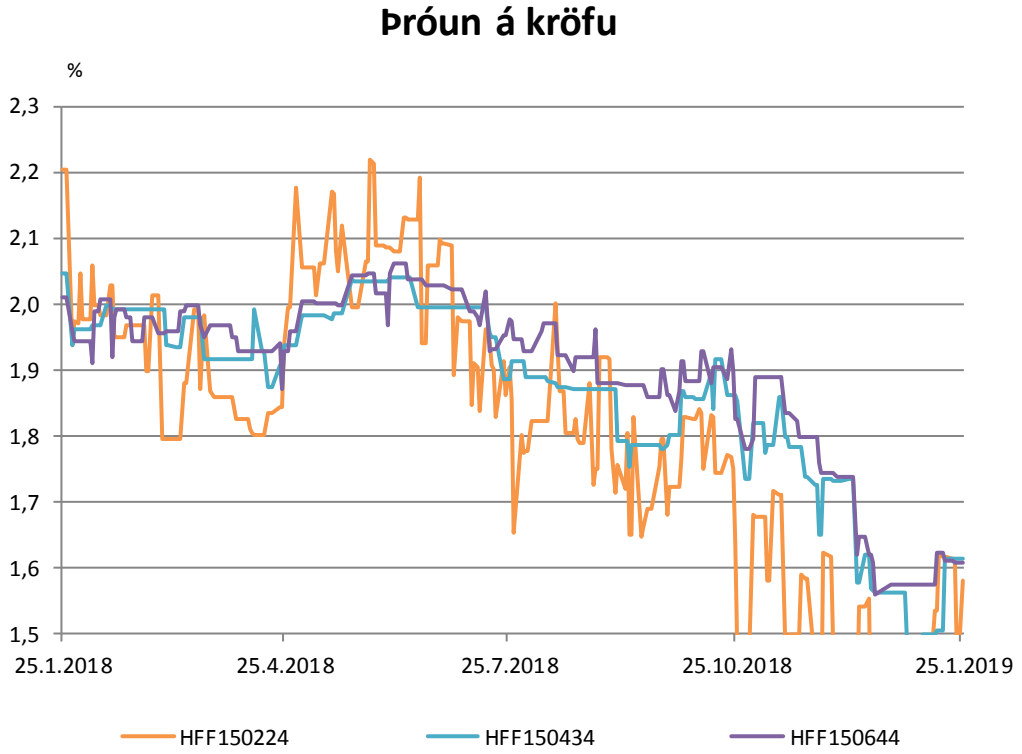

Útboð ríkisbréfa

Seinustu útboð					
Dags	Flokkur	Tilboð	Samþykkt	Verð	Krafa
25.1.19	RIKB 25 0612	7,3	3,6	114,37	5,27
11.1.19	RIKS 26 0216	3,2	2,8	100,56	1,42
7.12.18	RIKS 26 0216	4,9	2,0	100,00	1,50
23.11.18	RIKS 26 0216	19,1	7,0	99,75	1,54
21.9.18	RIKB 22 1026	2,9	0,7	106,11	5,53
7.9.18	RIKB 22 1026	2,9	2,3	105,95	5,59

Að nafnvirði (ma.kr.) Heimild: Lánamál Ríkisins

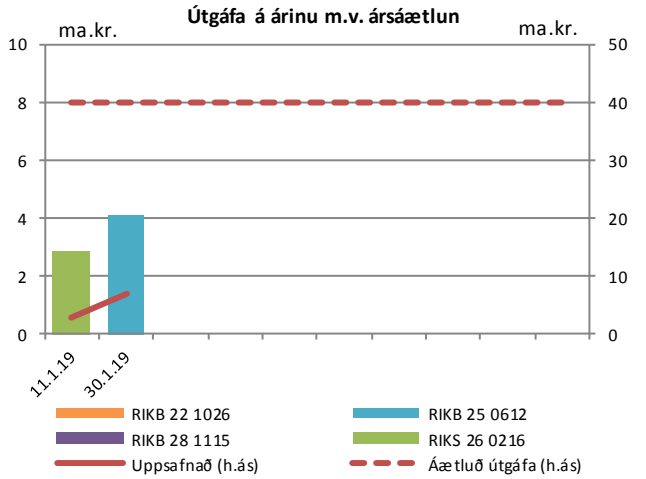

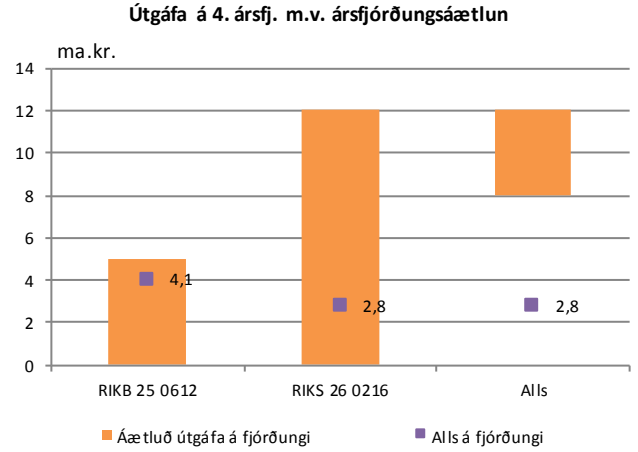

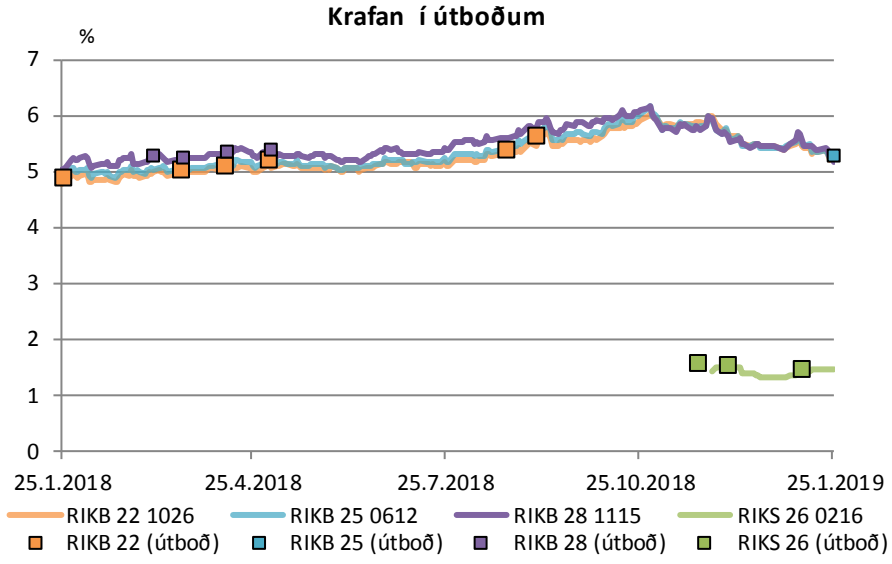

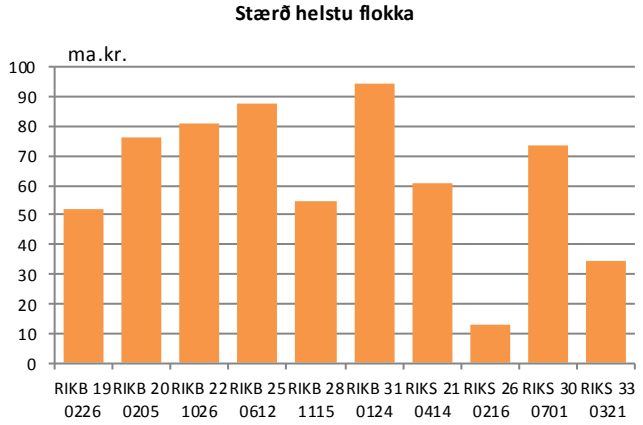

Útboð ríkisvíxla

Dags.	Flokkur	Samþykkt	Vextir
28.12.19		*hætt við*	
27.11.18	RIKV 19 0515	2,0	4,50
26.10.18	RIKV 19 0315	2,2	4,43
25.09.18	RIKV 19 0315	3,2	4,40
27.08.18	RIKV 18 1115	3,6	4,35
30.07.18	RIKV 19 0315	3,5	4,43

Heimild: Lánamál ríkisins

Niðurstaða útboða

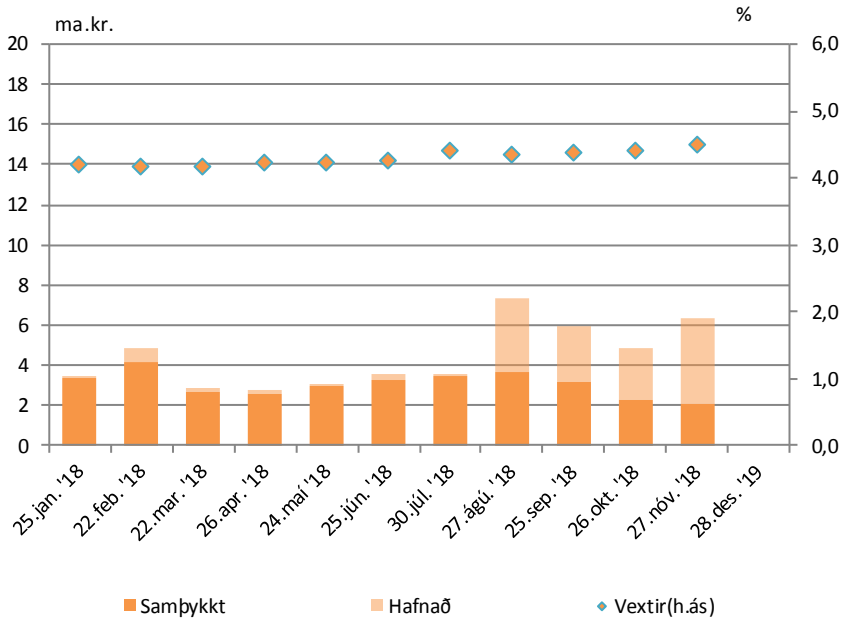

Útistandandi ríkisvíxlar

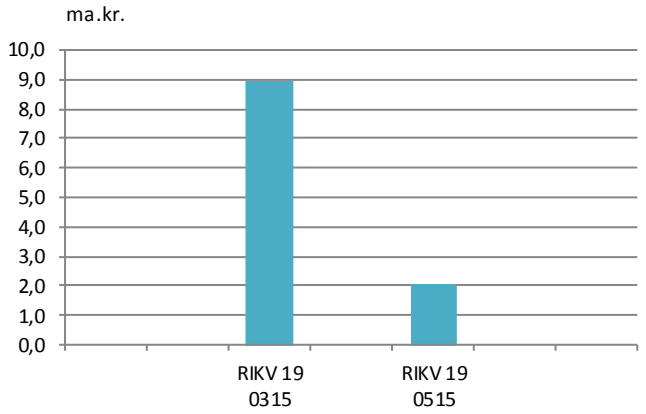

Staða ríkisvíxla

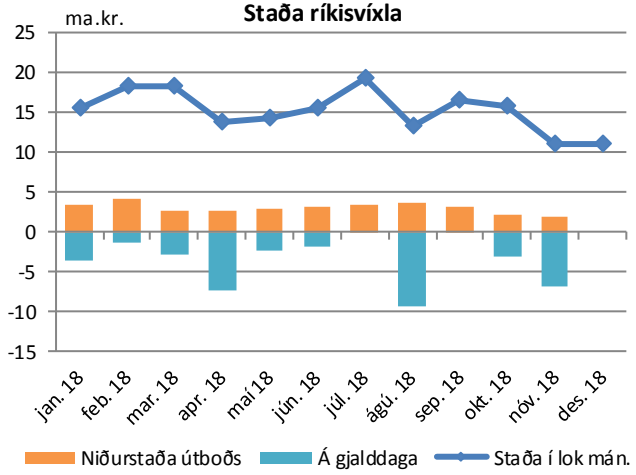

Eigendaskipting

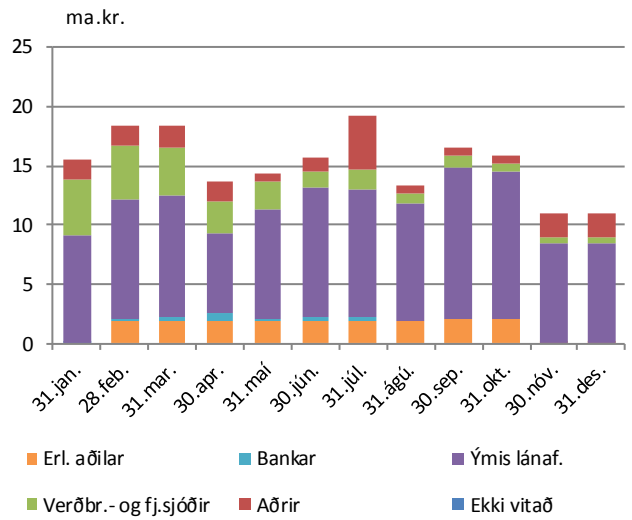

Eigendaskipti ríkisbréfa

	Eigendaskipting (ma.kr.)										
	RIKB 19	RIKB 20	RIKB 22	RIKB 25	RIKB 28	RIKB 31	RIKS 21	RIKS 26	RIKS 30	RIKS 33	Alls
Bankar og sparisjóðir	1,1	9,6	12,3	3,7	3,4	1,3	0,5	0,8	0,2	0,1	32,8
Verðbréfa- og fj.sjóðir	10,3	19,5	13,3	7,3	5,3	3,5	18,0	3,6	12,6	4,0	97,4
Lífeyrissjóðir	6,0	19,6	29,8	48,0	33,0	53,5	17,0	1,6	48,0	8,7	265,2
Fyrirtæki	2,3	7,5	5,9	6,2	1,1	3,7	4,1	1,3	0,7	0,8	33,7
Aðrir	7,0	15,2	6,9	3,6	1,3	1,1	22,7	2,5	13,6	15,0	88,8
Erlendir aðilar	25,4	4,7	12,8	18,8	11,1	31,3	0,4	0,0	0,0	5,7	110,1
Nafnverð alls (ma.kr)	52,1	76,0	81,0	87,6	55,1	94,3	62,7	9,8	75,1	34,2	627,9

Heimild: Lánamál ríkisins

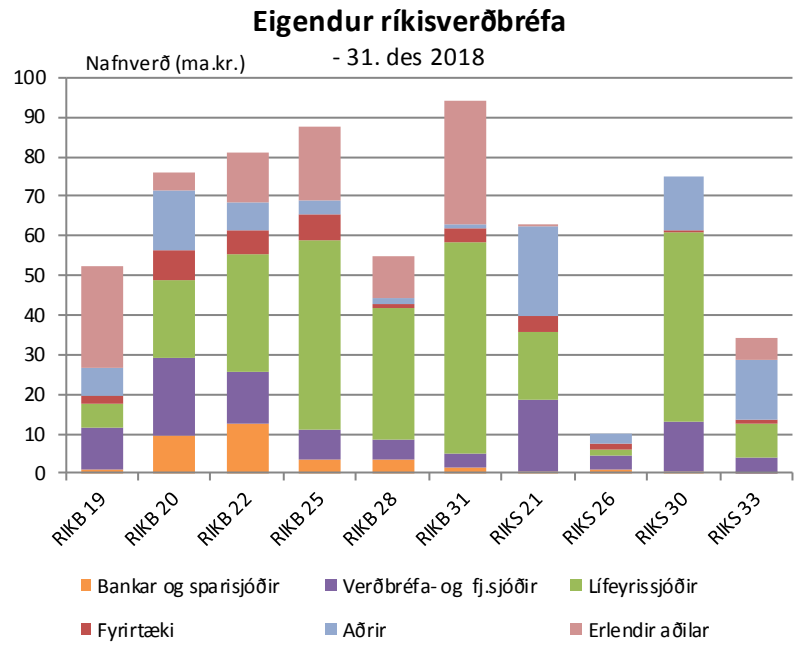

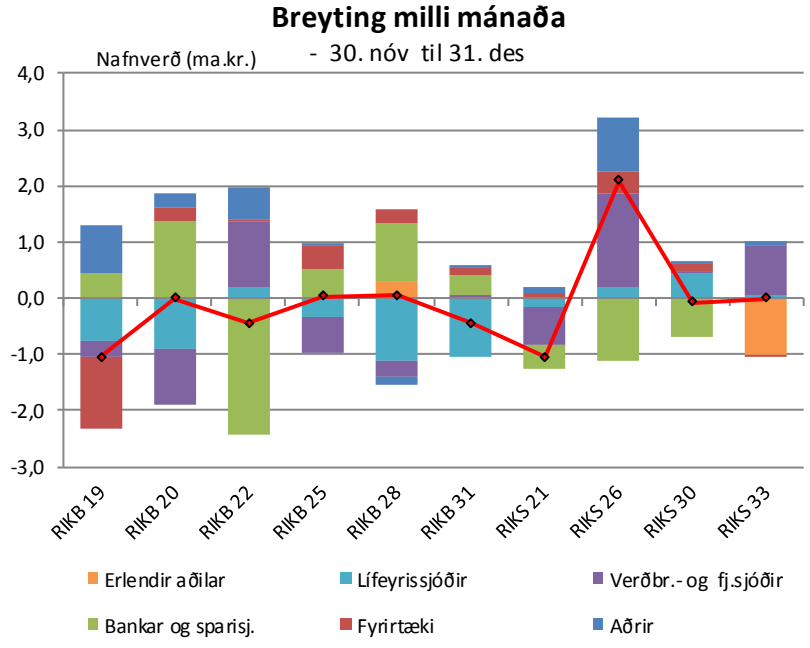

Verðbréfalán

Flokkur	Nafnverð (m.kr.)	Breyting síðan 1V	4V	12V	26V	52V
RIKB 19 0226	950	0	-100	-650	655	950
RIKB 20 0205	0	0	0	0	0	-700
RIKB 22 1026	100	0	100	-100	50	-1.300
RIKB 25 0612	100	0	100	-200	-475	-1.075
RIKB 28 1115	350	-150	-450	-150	250	-450
RIKB 31 0124	800	550	50	280	400	-600
RIKS 21 0414	2.085	0	-876	-1.125	160	1.260
RIKS 26 0216	0	-100	-300			
RIKS 30 0701	1.300	-200	-550	-230	450	531

Heimild: Lánamál Ríkisins

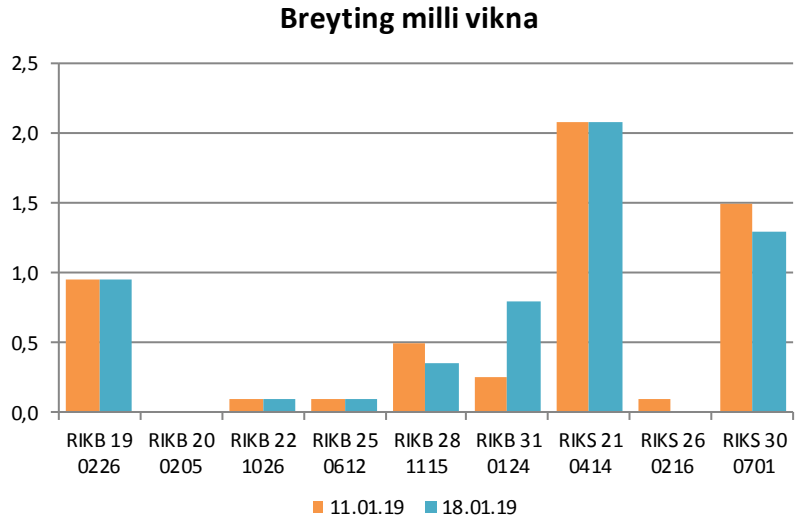

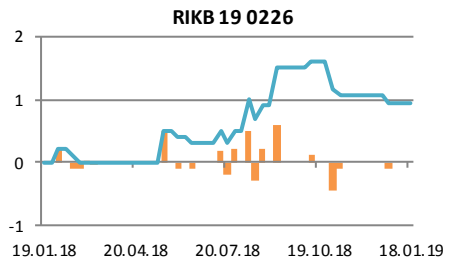

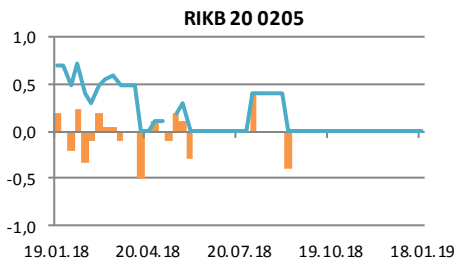

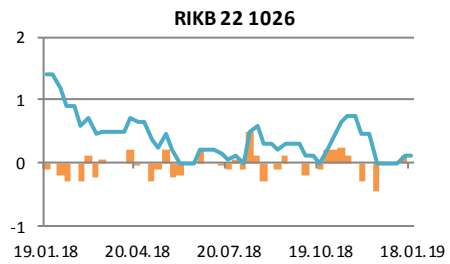

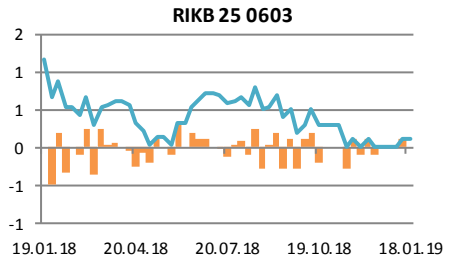

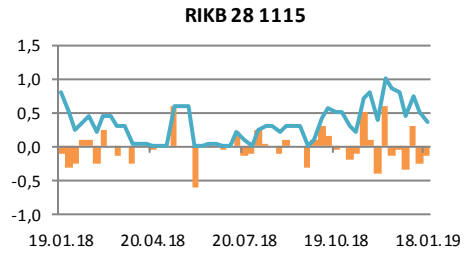

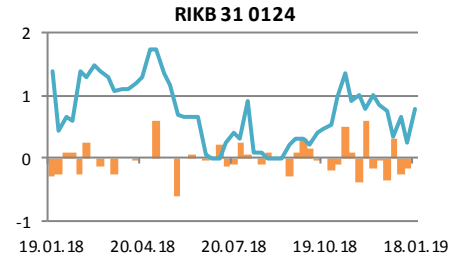

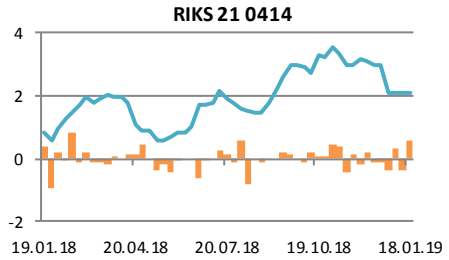

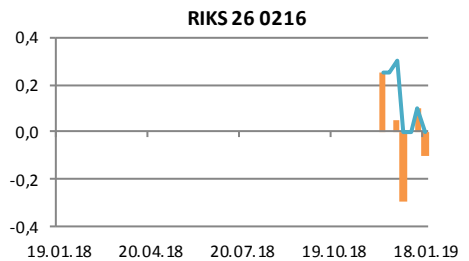

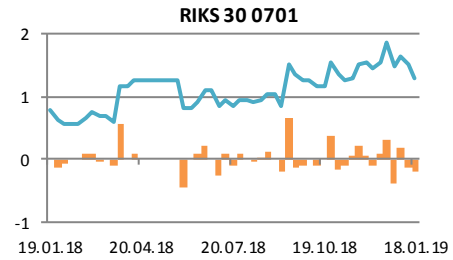

Innihald og form skjals þessa er unnið af starfsmönnum Hagfræðideildar Landsbankans hf. (hagfraedideild@landsbankinn.is) og byggist á aðgengilegum opinberum upplýsingum á þeim tíma sem greiningin var unnin. Mat á þeim upplýsingum endurspeglar skoðanir starfsmanna Hagfræðideildar Landsbankans á þeim degi þegar greiningin er dagsett, en þær geta breyst án fyrirvara.

Landsbankinn hf. og starfsfólk hans taka ekki ábyrgð á viðskiptum sem byggð eru á þeim upplýsingum og skoðunum sem hér eru settar fram.

Bent skal á að Landsbankinn hf. getur á hverjum tíma haft beinna eða óbeinna hagsmuna að gæta, ýmist sjálfur, dótturfélög hans eða fyrir hönd viðskiptamanna, s.s. sem fjárfestir, lánardrottinn eða þjónustuaðili. Greiningar eru engu að síður unnar sjálfstætt af Hagfræðideild Landsbankans og innan Landsbankans eru í gildi reglur um aðskilnað starfssviða sem eru aðgengilegar á vef bankans.