



---

**Vikubyrjun**  
**Innlendar markaðsupplýsingar**  
**4. mars 2019**

---

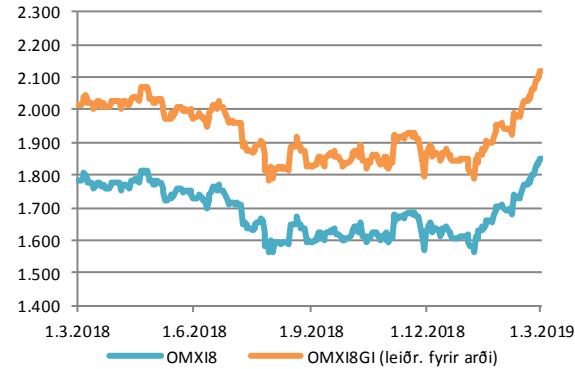
---

# Hlutabréf

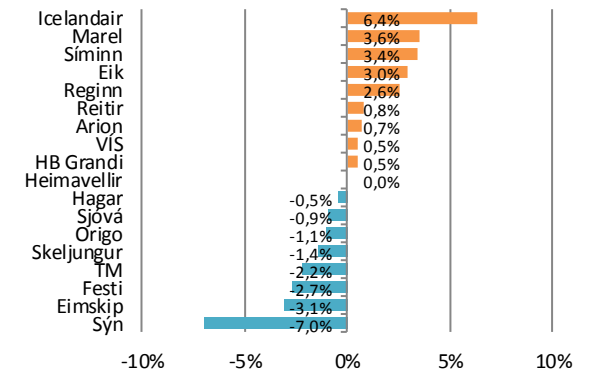
Félag	Verð	Velta (m.kr.)	Breyting síðan ...				
			áramót	1V	1M	3M	12M
OMX18	1850,1	10.313	14,7%	2,7%	9,2%	13,4%	3,7%
OMX18GI	2117,7		14,7%	2,7%	9,2%	13,4%	5,1%
Marel	495,0	4.120	33,8%	3,6%	23,4%	28,6%	34,7%
Icelandair	8,4	882	-12,8%	6,4%	-21,1%	-6,1%	-47,2%
Eimskip	187,5	101	-17,8%	-3,1%	-10,3%	-8,1%	-15,3%
HB Grandi	30,0	206	-11,0%	0,5%	-1,6%	-11,2%	-4,8%
Hagar	42,7	336	-8,5%	-0,5%	-4,4%	-7,8%	-0,9%
Festi	107,5	484	-6,9%	-2,7%	-6,5%	-7,3%	-15,0%
Skeljungur	7,0	434	-2,0%	-1,4%	-1,7%	-1,7%	6,2%
Sýn	36,0	107	-13,9%	-7,0%	-10,0%	-24,8%	-47,3%
Síminn	3,9	461	4,3%	3,4%	2,9%	4,0%	-5,3%
Origo	22,8	57	-10,3%	-1,1%	-6,4%	1,1%	-7,1%
Arion	72,3	224	2,6%	0,7%	-9,4%	-3,9%	
Sjóvá	15,8	140	14,1%	-0,9%	8,2%	17,8%	-3,5%
VÍS	11,2	231	10,6%	0,5%	4,7%	8,7%	-7,2%
TM	28,5	189	9,2%	-2,2%	2,9%	4,6%	-17,6%
Reginn	22,0	533	4,3%	2,6%	1,1%	14,0%	-10,9%
Reitir	73,4	1.208	0,0%	0,8%	0,1%	3,8%	-12,6%
Eik	8,7	601	4,2%	3,0%	0,2%	4,6%	-11,9%
Heimavellir	1,2	64	9,7%	0,0%	4,2%	10,7%	

Leiðrétt fyrir arðgreiðslum. Heimild: Kodiak, útreikningar Hagfræðideildar

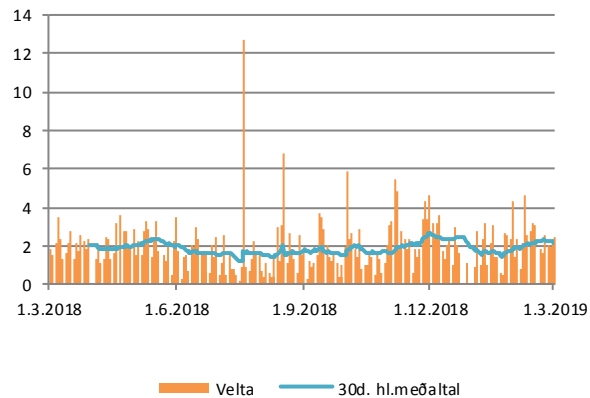
## Úrvalsvísitalan



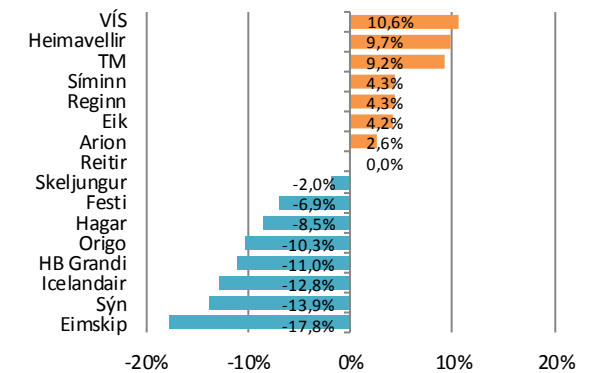
## Breyting í vikunni



## Velta



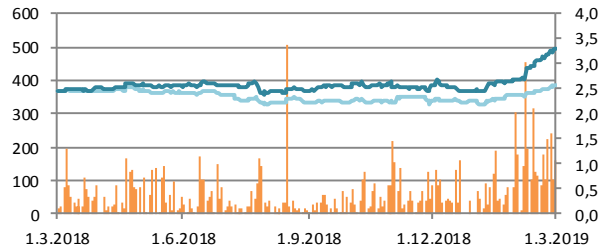
## Frá áramótum



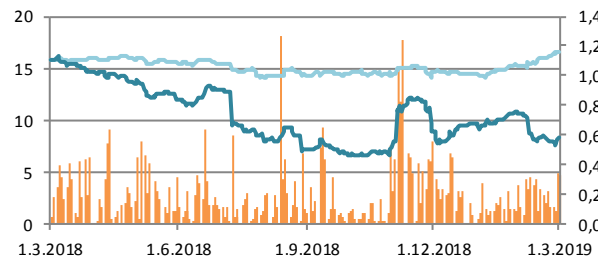
# Hlutabréf

— Velta (h.ás, ma.kr./dag)  
— Verð  
— OMXIB

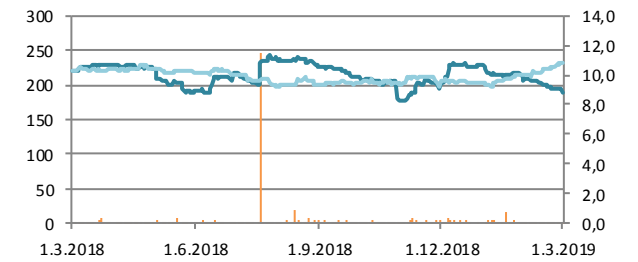
### Marel



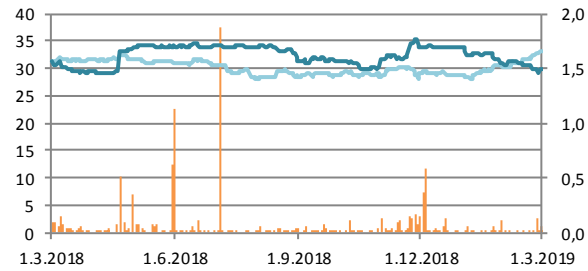
### Icelandair



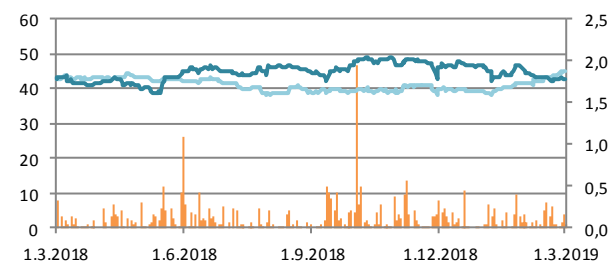
### Eimskip



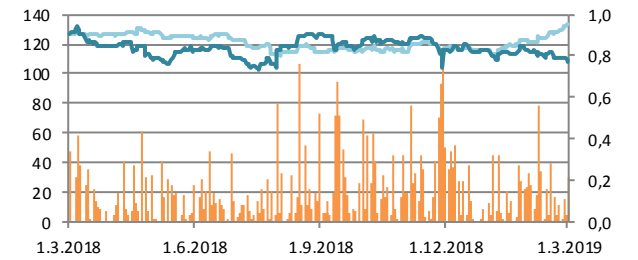
### HB Grandi



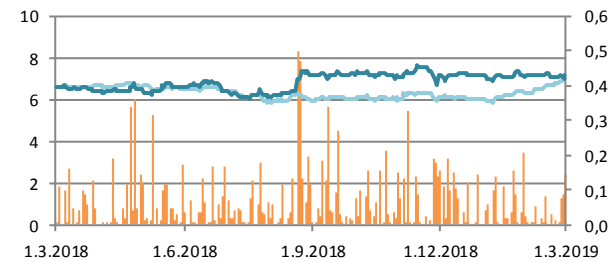
### Hagar



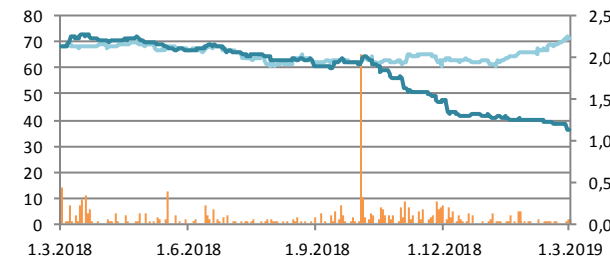
### Festi



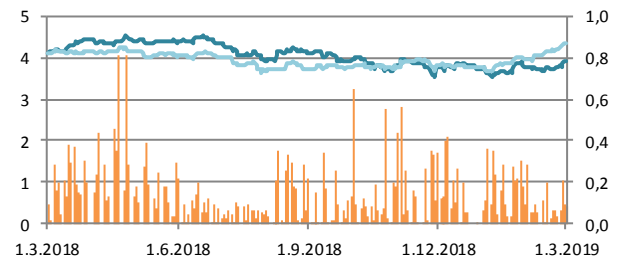
### Skeljungur



### Sýn



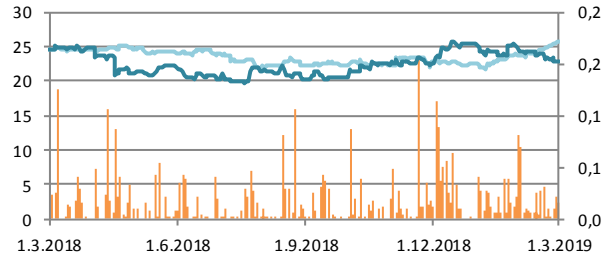
### Síminn



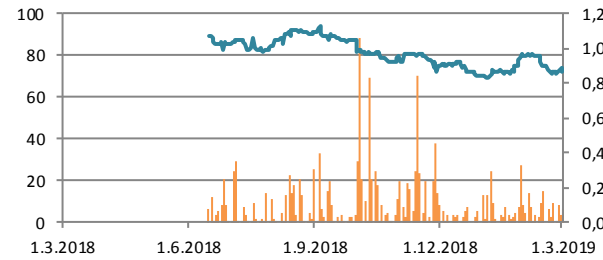
# Hlutabréf

— Velta (h.ás, ma.kr./dag)  
— Verð  
— OMXIB

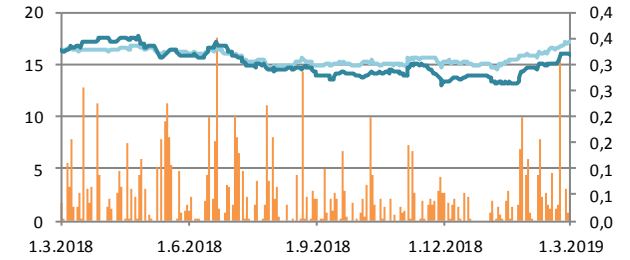
### Origo



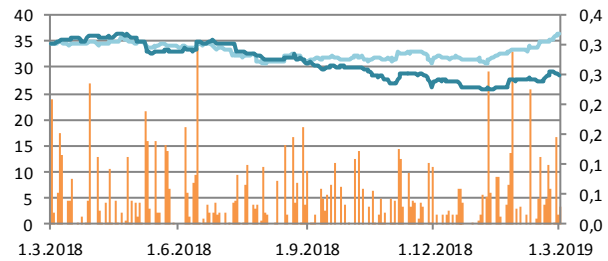
### Arion



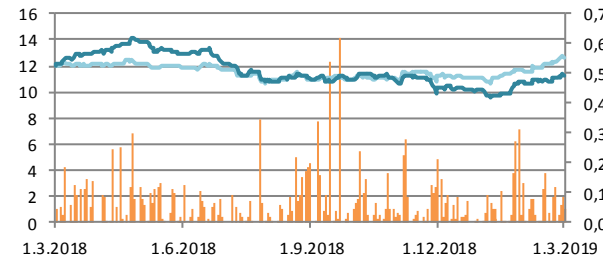
### Sjóvá



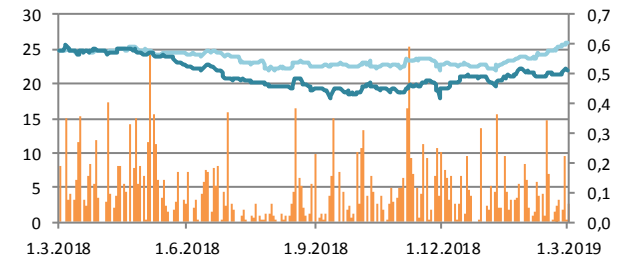
### TM



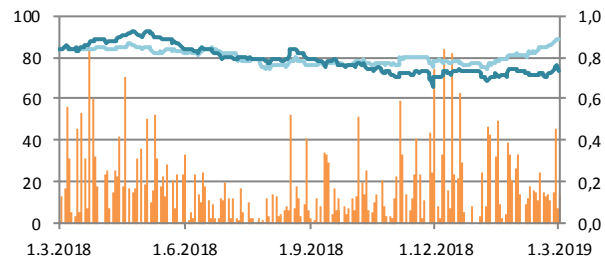
### VÍS



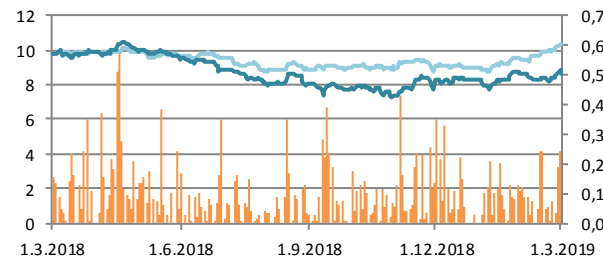
### Reginn



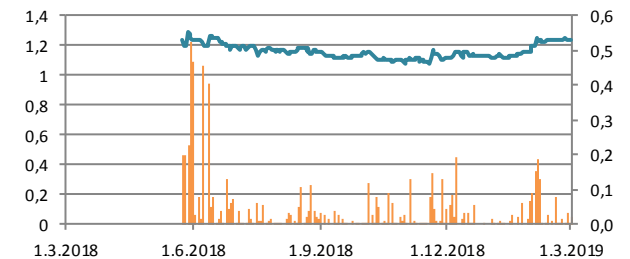
### Reitir



### Eik



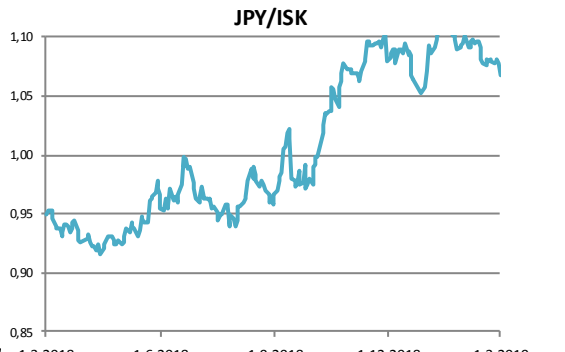
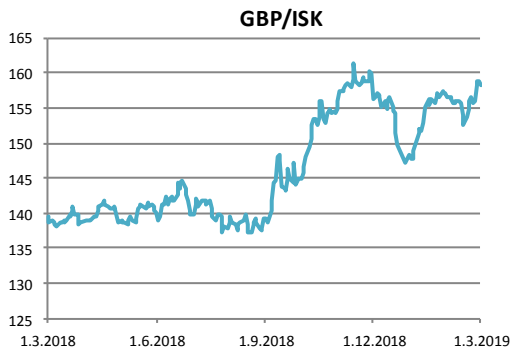
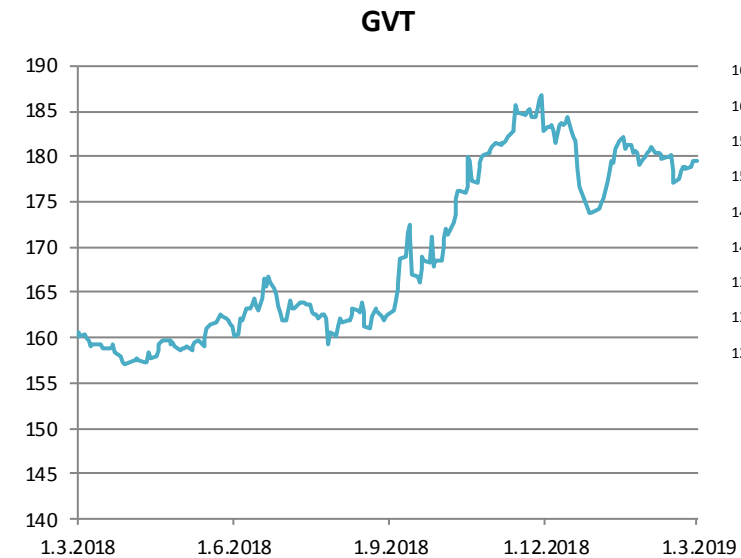
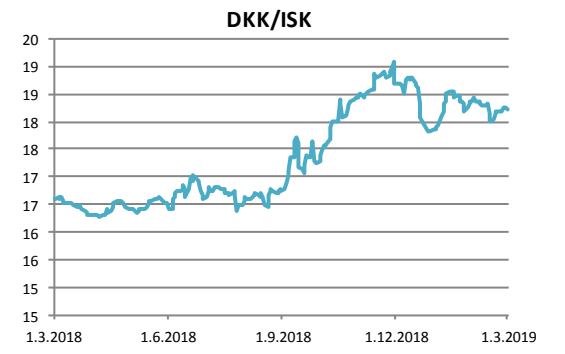
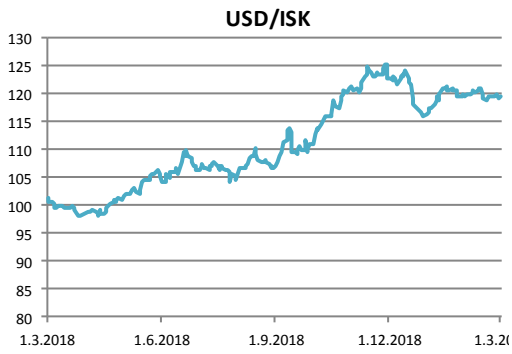
### Heimavellir



# Gjaldeyrismarkaðurinn

Gengi ISK	1.mar	Breyting síðan ...				
		áramót	1V	1M	3M	12M
GVT	179,5	3,1%	0,5%	-0,8%	-1,8%	11,8%
EUR	135,9	2,0%	0,1%	-1,2%	-2,5%	9,9%
USD	119,5	2,7%	-0,2%	-0,4%	-2,6%	17,8%
GBP	158,2	6,7%	1,6%	1,0%	1,2%	13,4%
SEK	13,0	-0,5%	1,3%	-2,4%	-4,0%	5,9%
DKK	18,2	2,1%	0,2%	-1,2%	-2,5%	9,7%
NOK	14,0	4,2%	0,6%	-1,9%	-2,5%	9,1%
JPY	1,07	1,1%	-1,0%	-3,0%	-1,1%	12,4%

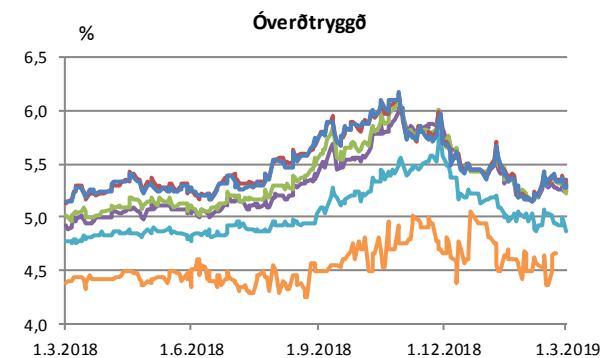
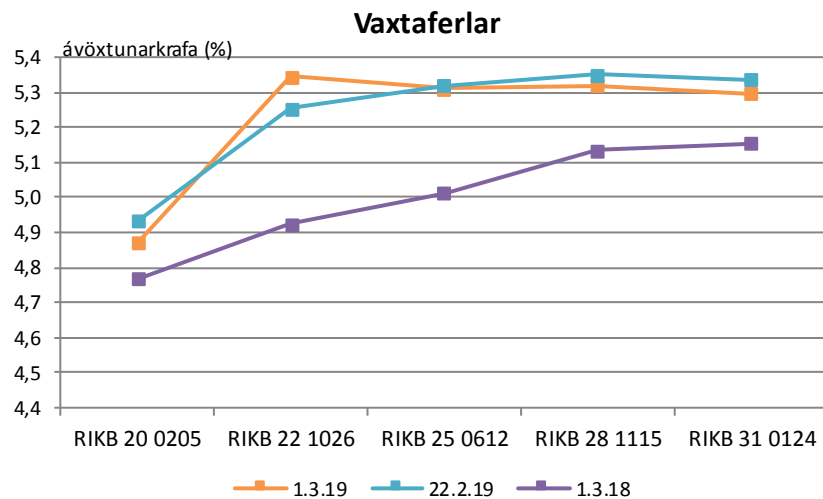
Miðgengi Seðlabanka Íslands. Heimild: Kodiak



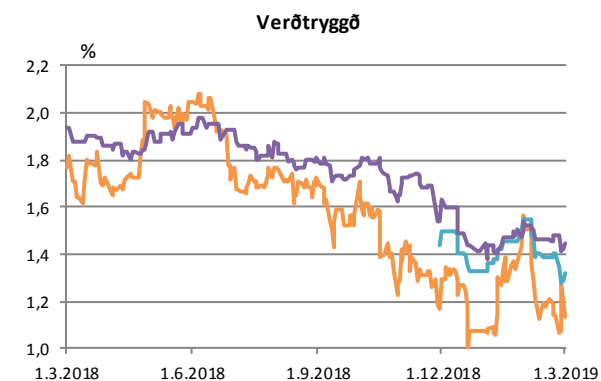
# Ríkisbréf

	verð	krafa	velta (ma.kr./viku)	Breyting síðan ...				
				árm.	1V	1M	3M	12M
RIKB 20 0205	101,21	4,87	0,4	-0,26	-0,06	-0,10	-0,70	0,10
RIKB 22 1026	106,11	5,35	3,0	-0,09	0,09	0,19	-0,50	0,42
RIKB 25 0612	113,99	5,31	1,4	-0,12	-0,01	0,12	-0,42	0,30
RIKB 28 1115	97,59	5,32	1,8	-0,13	-0,03	0,13	-0,40	0,19
RIKB 31 0124	110,41	5,30	0,6	-0,15	-0,04	0,11	-0,39	0,14
RIKS 21 0414	105,52	1,14	1,2	0,07	-0,01	-0,37	-0,15	-0,63
RIKS 26 0216	101,18	1,32	1,2	-0,01	-0,08	-0,22	-0,18	
RIKS 30 0701	118,70	1,45	0,2	0,04	-0,03	-0,07	-0,18	-0,49

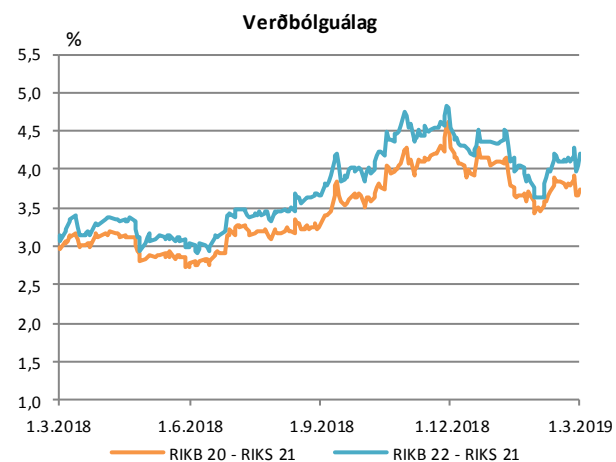
Heimild: Kodiak



RIKB 19 0226 RIKB 20 0205 RIKB 22 1026  
RIKB 25 0612 RIKB 28 1115 RIKB 31 0124



RIKS 21 0414 RIKS 26 0216 RIKS 30 0701



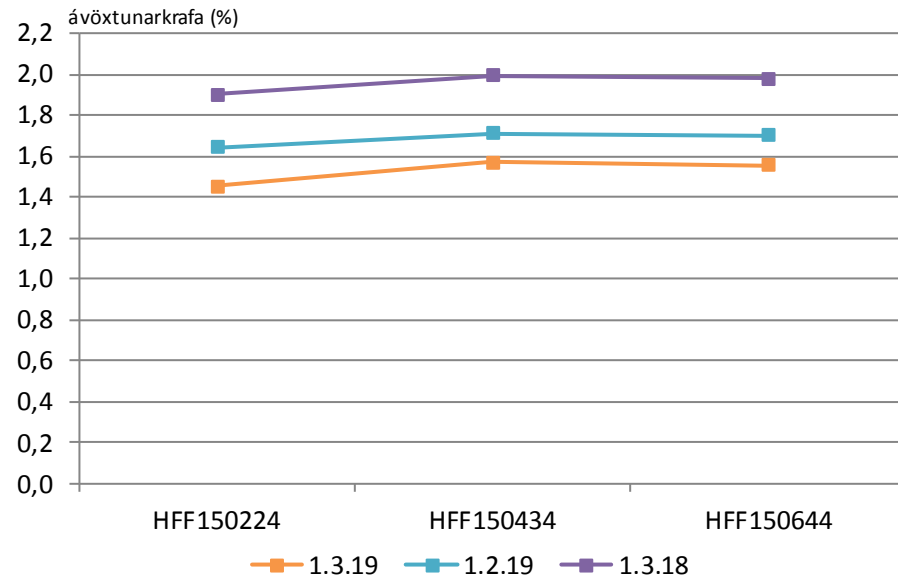
RIKB 20 - RIKS 21 RIKB 22 - RIKS 21

# Íbúðabréf

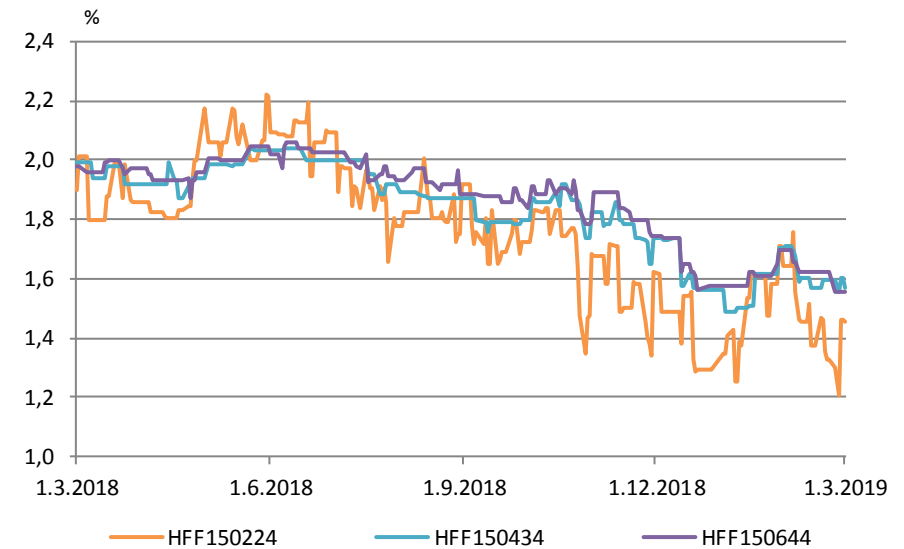
	verð	krafa	velta (ma.kr./viku)	árm.	Breyting síðan ...			
					1V	1M	3M	12M
HFF150224	106,20	1,45	0,3	0,16	0,12	-0,19	-0,17	-0,45
HFF150434	116,76	1,57	0,1	0,01	-0,03	-0,14	-0,17	-0,42
HFF150644	128,26	1,55	0,0	-0,02	-0,07	-0,15	-0,19	-0,43

Heimild: Kodiak

## Vaxtaferlar



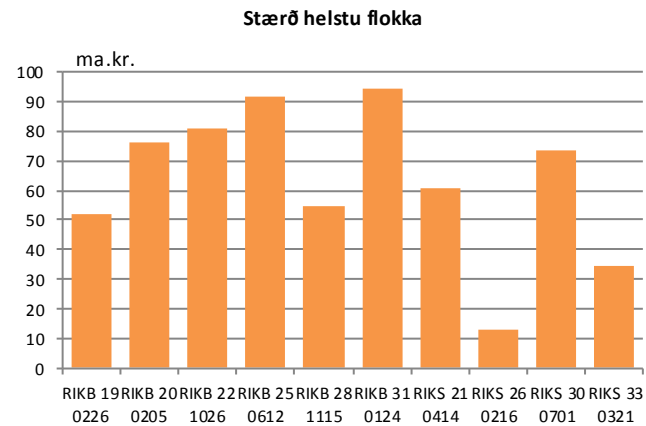
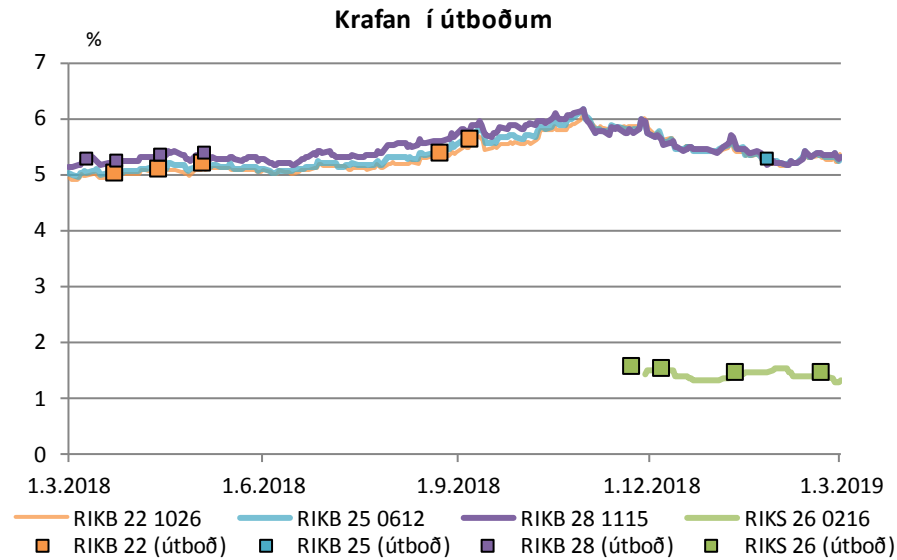
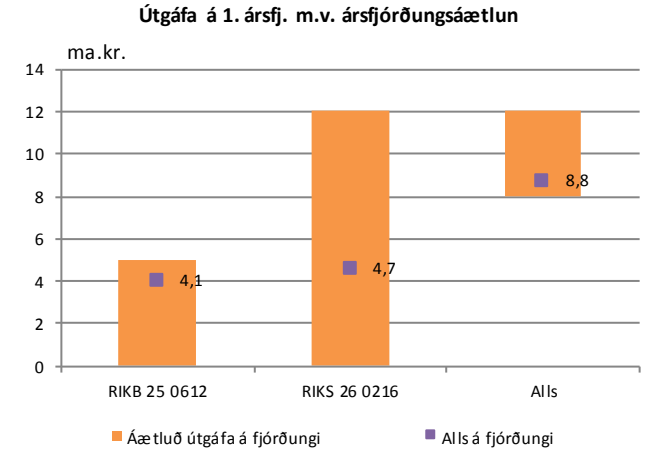
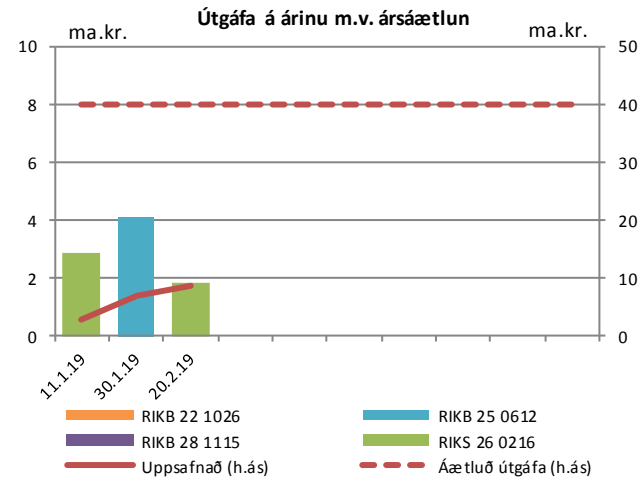
## Þróun á kröfu



# Útboð ríkisbréfa

Seinustu útboð		Tilboð	Samþykkt	Verð	Krafa
Dags	Flokkur				
21.2.19	RIKS 26 0216	2,6	1,9	100,59	1,41
25.1.19	RIKB 25 0612	7,3	3,6	114,37	5,27
11.1.19	RIKS 26 0216	3,2	2,8	100,56	1,42
7.12.18	RIKS 26 0216	4,9	2,0	100,00	1,50
23.11.18	RIKS 26 0216	19,1	7,0	99,75	1,54
21.9.18	RIKB 22 1026	2,9	0,7	106,11	5,53

Að nafnvirði (ma.kr.) Heimild: Lánamál Ríkisins



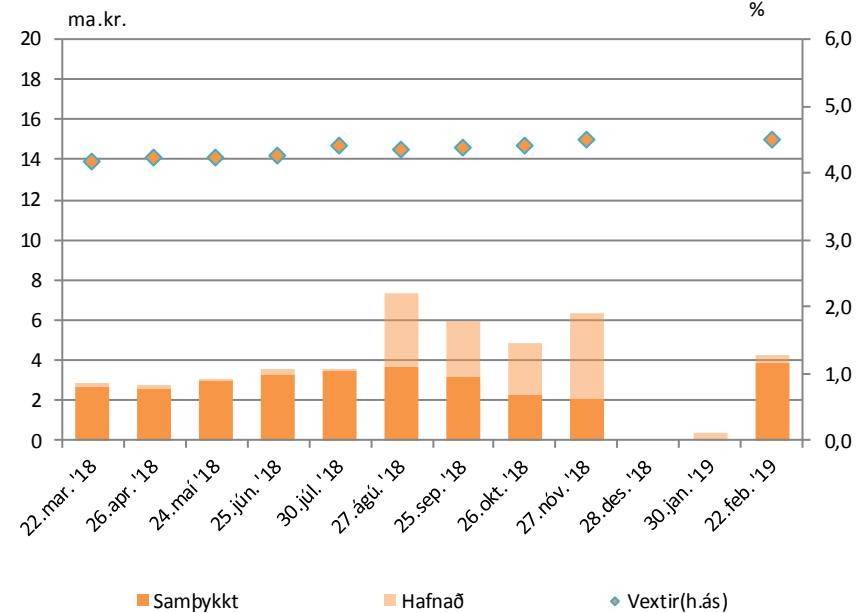


# Útboð ríkisvixla

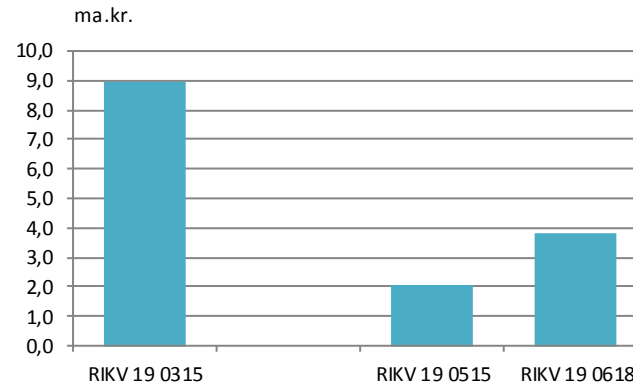
Dags.	Flokkur	Samþykkt	Vextir
27.11.18	RIKV 19 0515	3,8	4,50
27.11.18	RIKV 19 0515	0,0	-
28.12.19		<i>hætt við</i>	
27.11.18	RIKV 19 0515	2,0	4,50
26.10.18	RIKV 19 0315	2,2	4,43
25.09.18	RIKV 19 0315	3,2	4,40

Heimild: Lánamál ríkisins

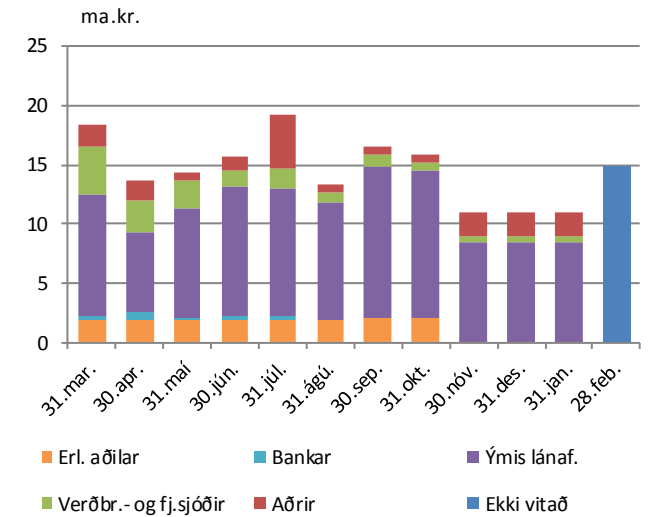
## Niðurstaða útboða



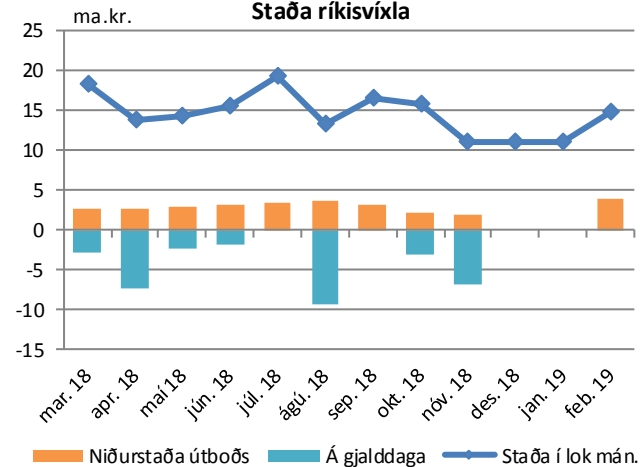
## Útstandandi ríkisvixlar



## Eigendaskipting



## Staða ríkisvixla

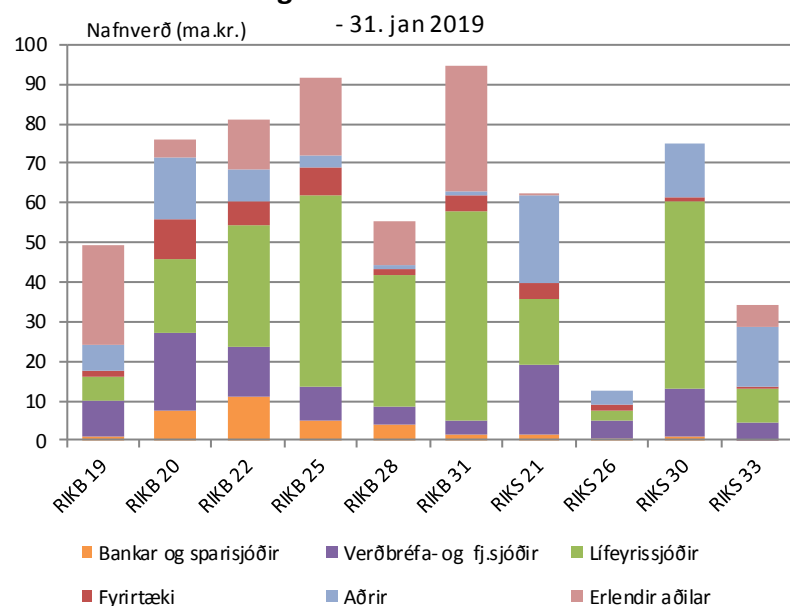


# Eigendaskipti ríkisbréfa

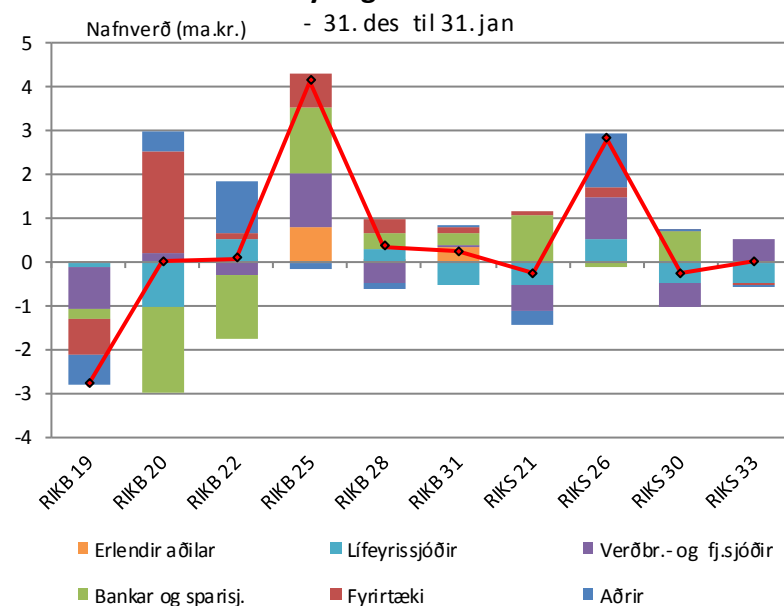
	Eigendaskipting (ma.kr.)										
	RIKB 19	RIKB 20	RIKB 22	RIKB 25	RIKB 28	RIKB 31	RIKS 21	RIKS 26	RIKS 30	RIKS 33	Alls
Bankar og sparisjóðir	0,9	7,7	10,8	5,2	3,8	1,5	1,6	0,7	0,9	0,1	33,0
Verðbréfa- og fj.sjóðir	9,3	19,6	13,0	8,6	4,8	3,5	17,4	4,6	12,0	4,6	97,5
Lífeyrissjóðir	5,8	18,6	30,3	48,0	33,2	53,0	16,5	2,2	47,5	8,2	263,3
Fyrirtæki	1,5	9,9	6,0	7,0	1,4	3,8	4,2	1,5	0,8	0,7	36,9
Aðrir	6,3	15,6	8,1	3,5	1,1	1,1	22,3	3,7	13,6	14,9	90,3
Erlendir aðilar	25,4	4,7	12,8	19,6	11,1	31,6	0,4	0,0	0,0	5,7	111,2
Nafnverð alls (ma.kr)	49,3	76,0	81,1	91,8	55,4	94,5	62,5	12,6	74,9	34,2	632,2

Heimild: Lánamál ríkisins

## Eigendur ríkisverðbréfa



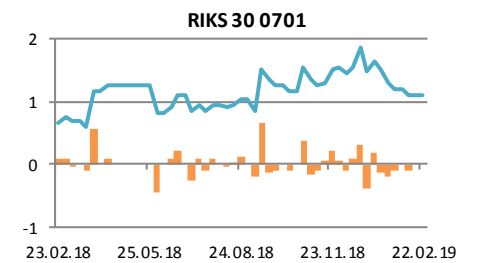
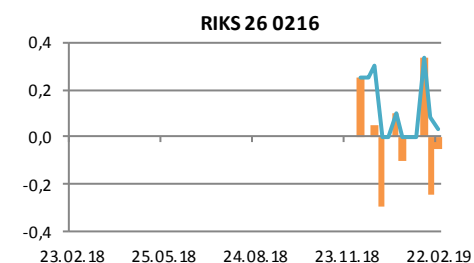
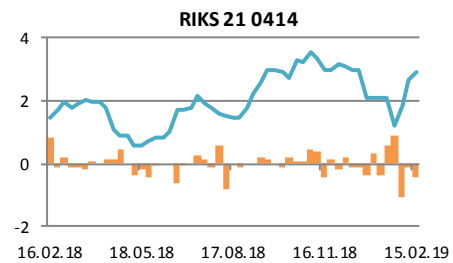
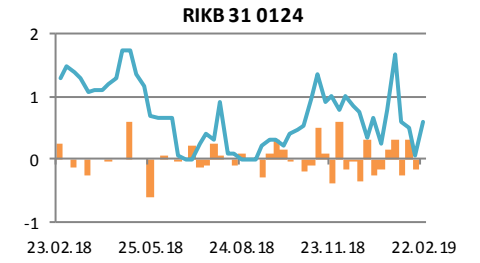
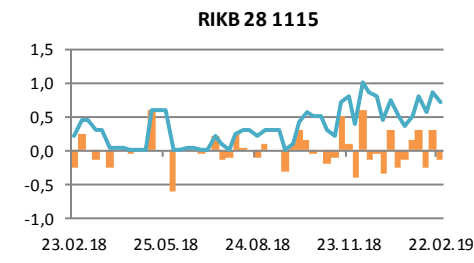
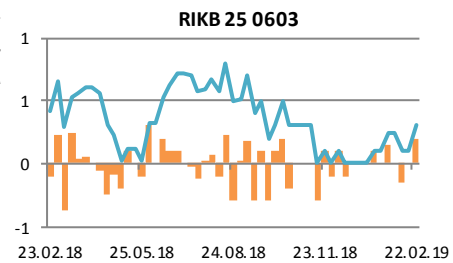
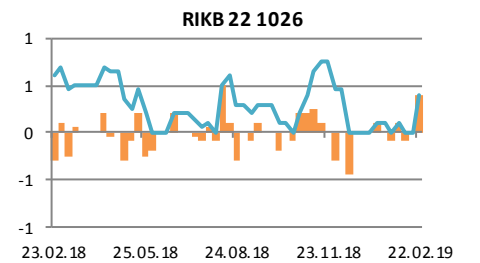
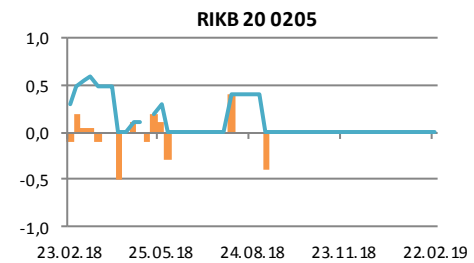
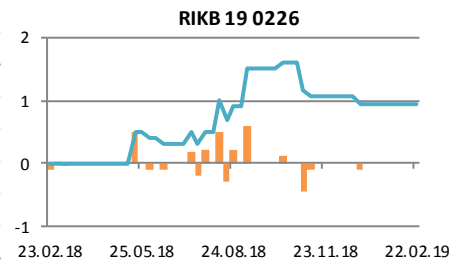
## Breyting milli mánaða



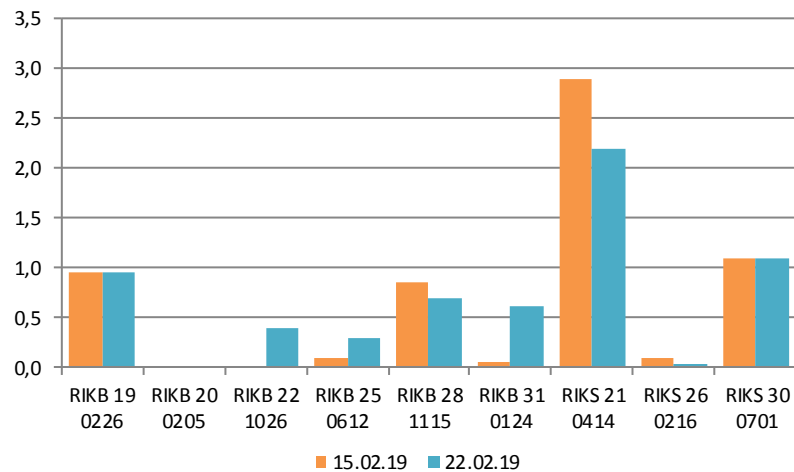
# Verðbréfalán

Flokkur	Nafnverð (m.kr.)	Breyting síðan				
		1V	4V	12V	26V	52V
RIKB 19 0226	950	0	0	-100	50	950
RIKB 20 0205	0	0	0	0	-400	-300
RIKB 22 1026	400	400	400	-50	100	-200
RIKB 25 0612	300	200	50	300	-200	-125
RIKB 28 1115	700	-150	200	300	500	500
RIKB 31 0124	605	555	-1.080	-195	605	-695
RIKS 21 0414	2.188	-700	988	-971	733	493
RIKS 26 0216	35	-50	35			
RIKS 30 0701	1.100	0	-100	-450	50	450

Heimild: Lánamál Ríkisins



## Breyting milli vikna



Innihald og form skjals þessa er unnið af starfsmönnum Hagfræðideildar Landsbankans hf. (hagfraedideild@landsbankinn.is) og byggist á aðgengilegum opinberum upplýsingum á þeim tíma sem greiningin var unnin. Mat á þeim upplýsingum endurspeglar skoðanir starfsmanna Hagfræðideildar Landsbankans á þeim degi þegar greiningin er dagsett, en þær geta breyst án fyrirvara.

Landsbankinn hf. og starfsfólk hans taka ekki ábyrgð á viðskiptum sem byggð eru á þeim upplýsingum og skoðunum sem hér eru settar fram.

Bent skal á að Landsbankinn hf. getur á hverjum tíma haft beinna eða óbeinna hagsmuna að gæta, ýmist sjálfur, dótturfélög hans eða fyrir hönd viðskiptamanna, s.s. sem fjárfestir, lánardrottinn eða þjónustuaðili. Greiningar eru engu að síður unnar sjálfstætt af Hagfræðideild Landsbankans og innan Landsbankans eru í gildi reglur um aðskilnað starfssviða sem eru aðgengilegar á vef bankans.

