



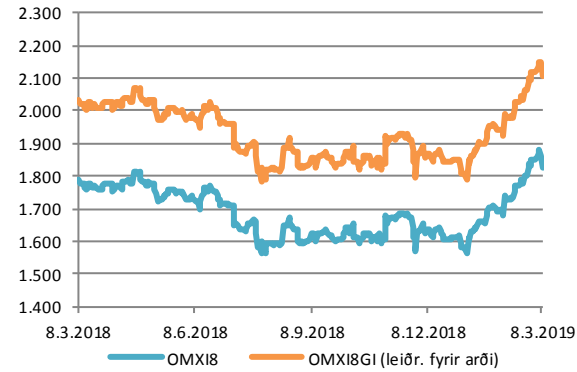
Vikubyrjun
Innlendar markaðsupplýsingar
11. mars 2019

Hlutabréf

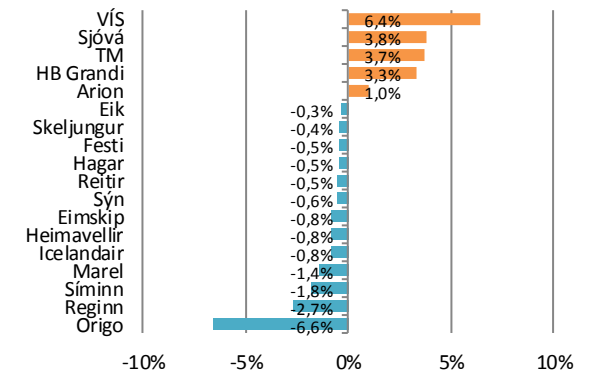
Félag	Verð	Velta (m.kr.)	Breyting síðan ...				
			áramót	1V	1M	3M	12M
OMX18	1826,8	14.254	13,2%	-1,3%	5,7%	11,9%	2,2%
OMX18GI	2109,0		14,2%	-0,4%	6,6%	12,8%	3,8%
Marel	488,0	4.735	31,9%	-1,4%	11,2%	26,3%	31,2%
Icelandair	8,3	858	-13,6%	-0,8%	-4,5%	3,1%	-46,9%
Eimskip	186,0	178	-18,4%	-0,8%	-9,0%	-18,8%	-17,8%
HB Grandi	31,0	117	-8,0%	3,3%	-0,5%	-9,1%	2,0%
Hagar	42,5	690	-8,9%	-0,5%	-2,4%	-9,5%	-3,6%
Festi	107,0	353	-7,4%	-0,5%	-5,3%	-9,7%	-17,4%
Skeljungur	7,0	442	-2,4%	-0,4%	-2,9%	-2,8%	5,9%
Sýn	35,8	61	-14,4%	-0,6%	-10,1%	-16,4%	-50,6%
Síminn	3,8	644	2,4%	-1,8%	3,0%	0,3%	-8,6%
Origo	21,3	44	-16,2%	-6,6%	-12,2%	-14,0%	-14,7%
Arion	73,0	1.041	3,5%	1,0%	-8,2%	-3,4%	
Sjóvá	16,4	921	18,4%	3,8%	9,0%	18,8%	-2,3%
VÍS	11,9	832	17,7%	6,4%	9,3%	14,1%	-5,4%
TM	29,5	1.029	13,2%	3,7%	6,5%	6,3%	-16,4%
Reginn	21,4	428	1,4%	-2,7%	1,9%	6,5%	-14,6%
Reitir	73,0	1.181	-0,5%	-0,5%	2,8%	-0,7%	-13,3%
Eik	8,6	700	3,9%	-0,3%	3,6%	4,0%	-11,4%
Heimavellir	1,2	11	8,8%	-0,8%	0,8%	7,0%	

Leiðrétt fyrir arðgreiðslum. Heimild: Kodiak, útreikningar Hagfræðideildar

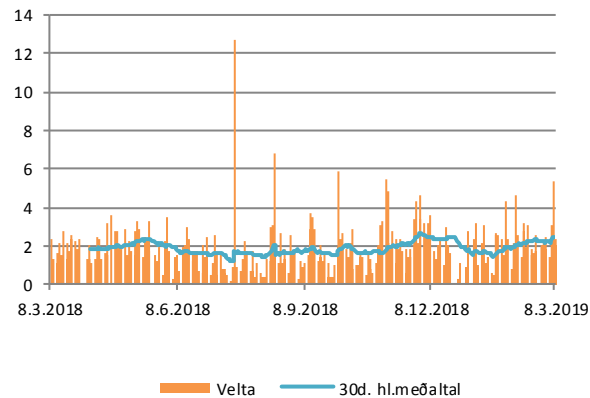
Úrvalsvísitalan



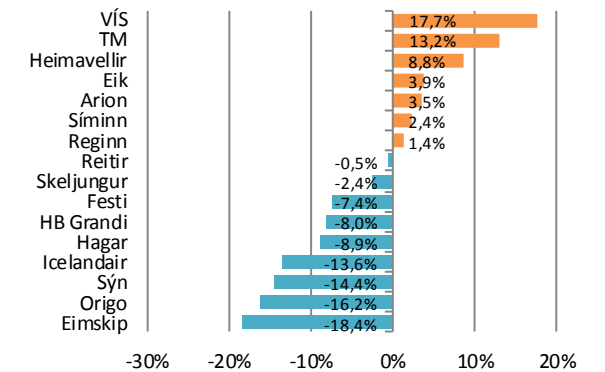
Breyting í vikunni



Velta



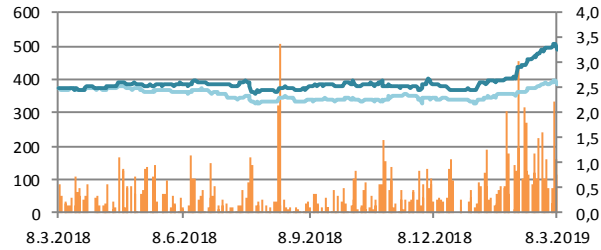
Frá áramótum



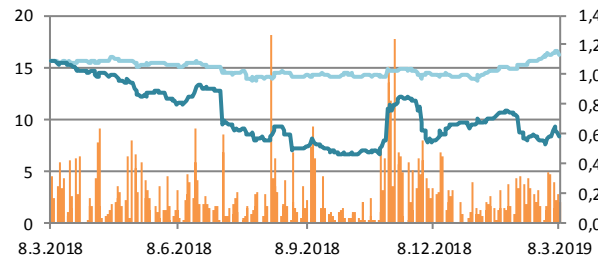
Hlutabréf

— Velta (h.ás, ma.kr./dag)
— Verð
— OMXIB

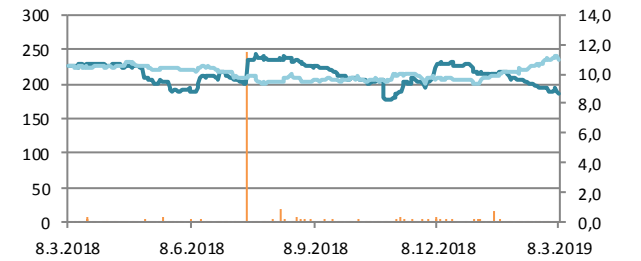
Marel



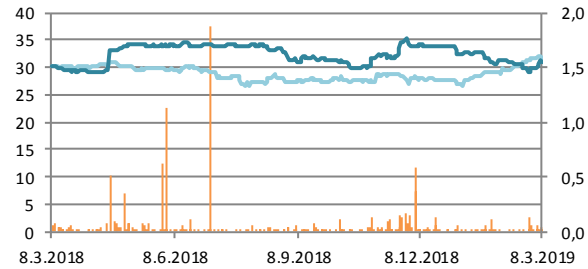
Icelandair



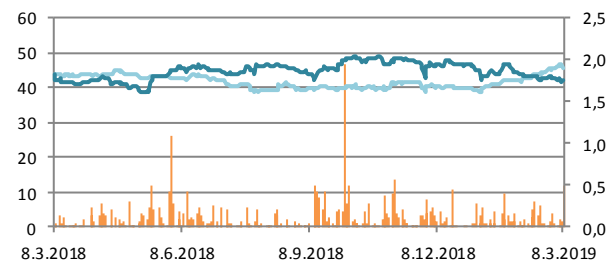
Eimskip



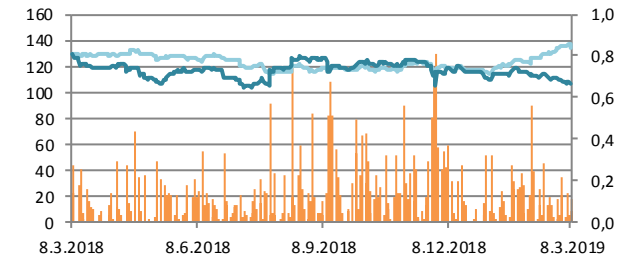
HB Grandi



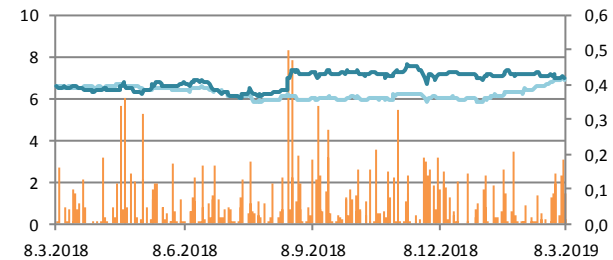
Hagar



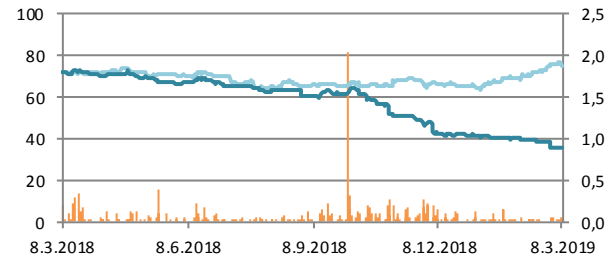
Festi



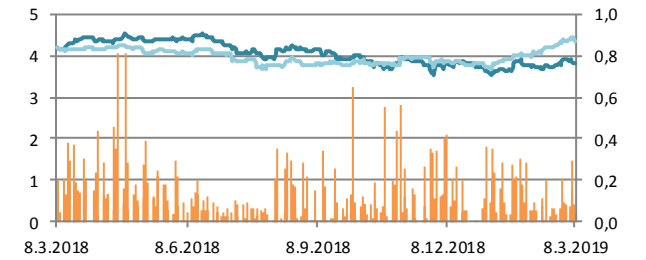
Skeljungur



Sýn



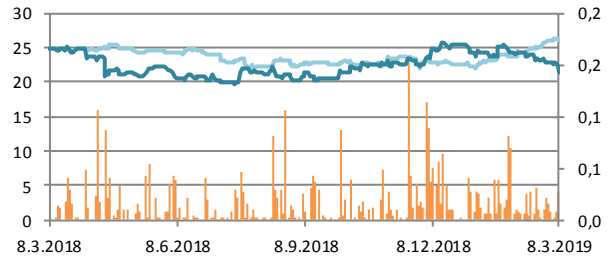
Síminn



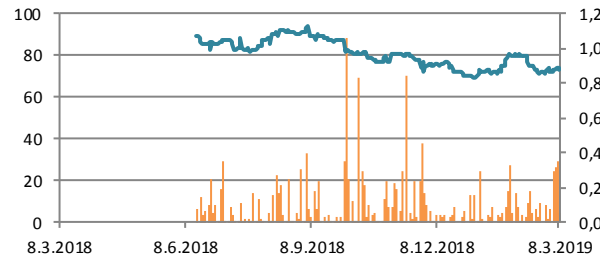
Hlutabréf

— Velta (h.ás, ma.kr./dag)
— Verð
— OMXIB

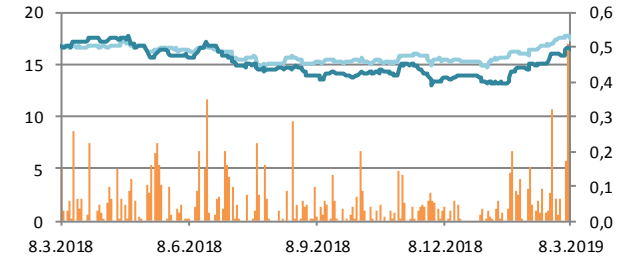
Origo



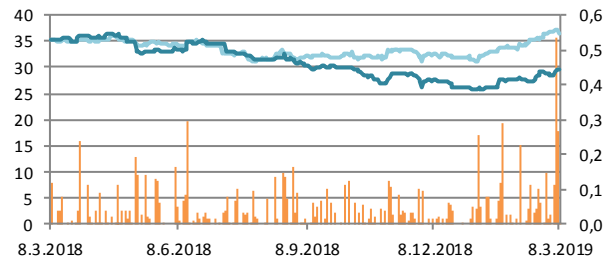
Arion



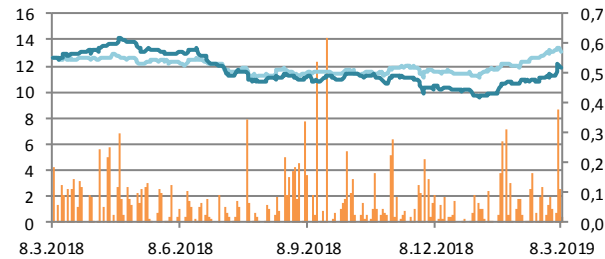
Sjóvá



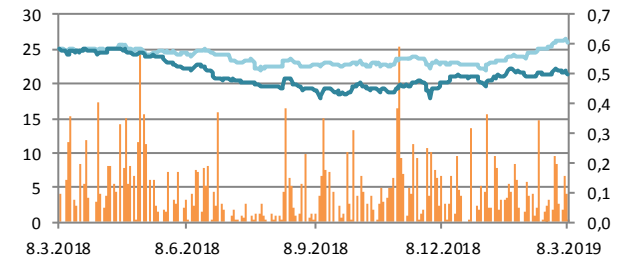
TM



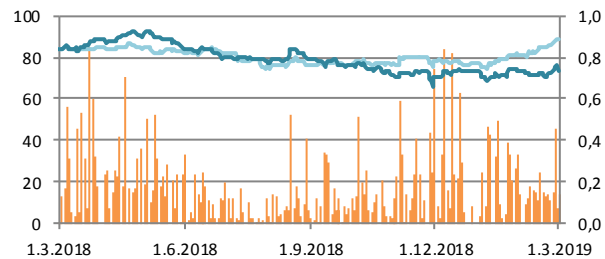
VÍS



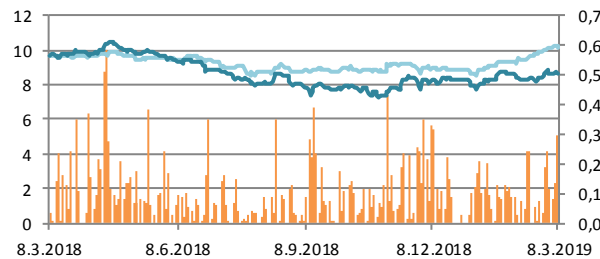
Reginn



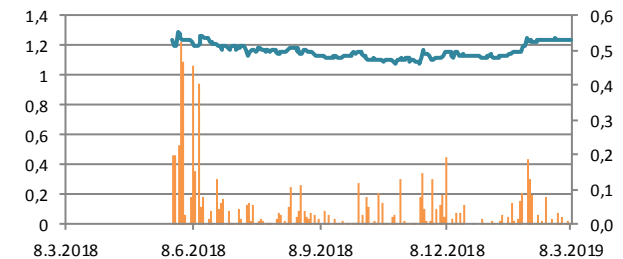
Reitir



Eik

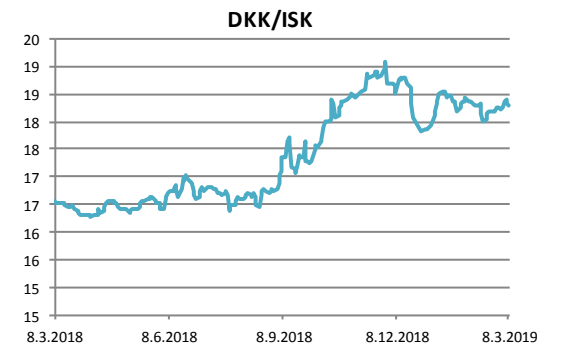
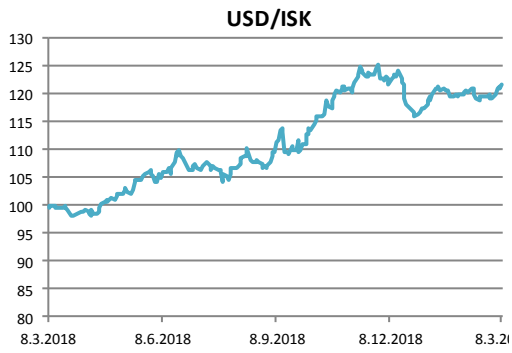


Heimavellir

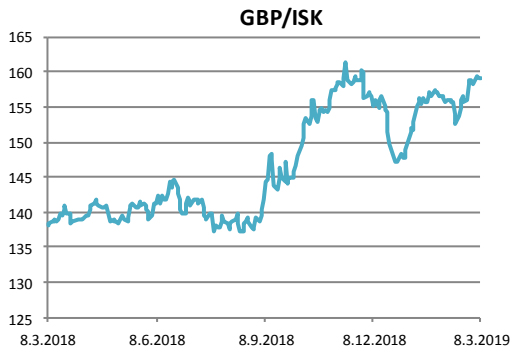
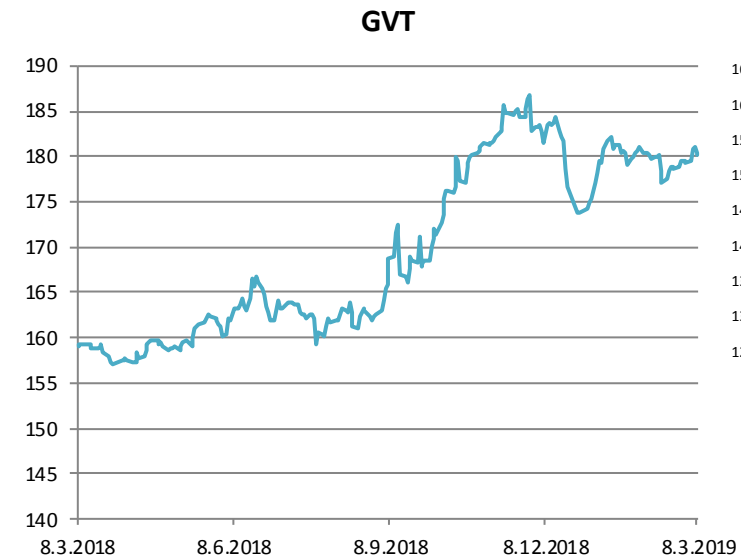


Gjaldeyrismarkaðurinn

Gengi ISK	8.mar	Breyting síðan ...				
		áramót	1V	1M	3M	12M
GVT	180,2	3,5%	0,6%	0,3%	-0,6%	13,3%
EUR	136,4	2,4%	0,4%	0,0%	-1,3%	10,6%
USD	121,6	4,5%	1,8%	1,1%	0,0%	22,1%
GBP	159,1	7,3%	0,6%	2,0%	2,7%	15,2%
SEK	12,9	-1,2%	-0,8%	-0,9%	-4,6%	6,5%
DKK	18,3	2,5%	0,4%	0,0%	-1,3%	10,5%
NOK	13,8	3,3%	-0,8%	-0,8%	-2,7%	9,1%
JPY	1,09	3,5%	2,4%	-0,1%	1,5%	16,5%



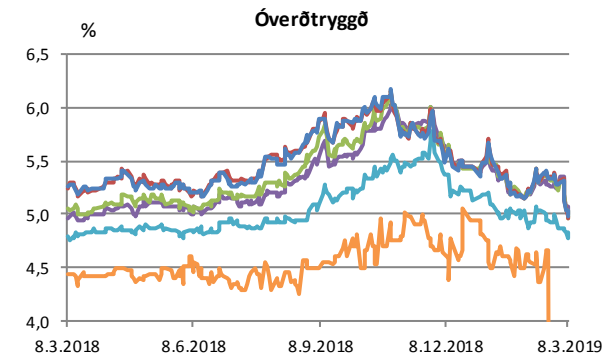
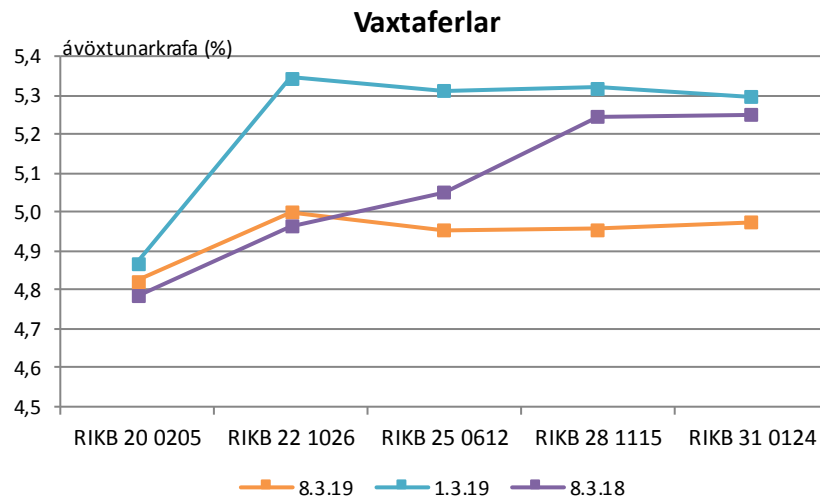
Miðgengi Seðlabanka Íslands. Heimild: Kodiak



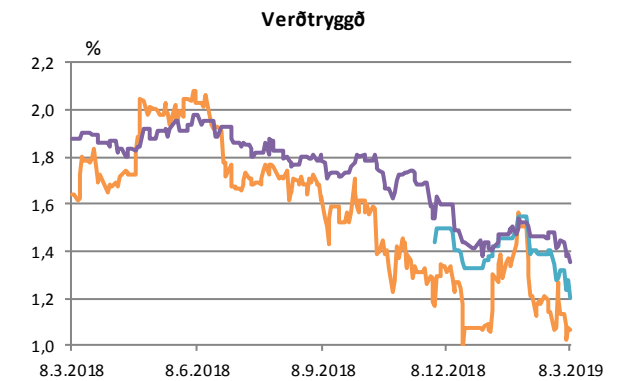
Ríkisbréf

	verð	krafa	velta (ma.kr./viku)	Breyting síðan ...				
				árm.	1V	1M	3M	12M
RIKB 20 0205	101,22	4,82	2,7	-0,30	-0,05	-0,10	-0,56	0,04
RIKB 22 1026	107,25	5,00	5,6	-0,44	-0,35	-0,18	-0,63	0,04
RIKB 25 0612	116,00	4,95	5,0	-0,48	-0,36	-0,25	-0,61	-0,10
RIKB 28 1115	100,30	4,96	8,1	-0,49	-0,36	-0,26	-0,58	-0,29
RIKB 31 0124	113,43	4,97	7,4	-0,47	-0,32	-0,24	-0,51	-0,28
RIKS 21 0414	105,62	1,07	0,7	0,00	-0,07	-0,14	-0,25	-0,57
RIKS 26 0216	101,96	1,20	0,6	-0,13	-0,12	-0,20	-0,29	
RIKS 30 0701	119,74	1,35	2,2	-0,06	-0,09	-0,10	-0,25	-0,52

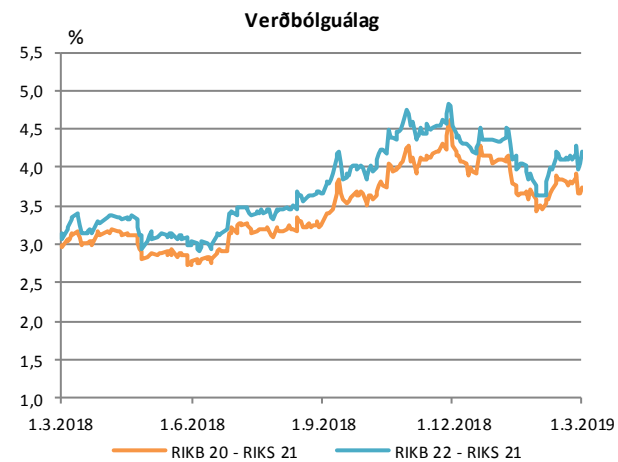
Heimild: Kodiak



RIKB 19 0226 RIKB 20 0205 RIKB 22 1026
 RIKB 25 0612 RIKB 28 1115 RIKB 31 0124



RIKS 21 0414 RIKS 26 0216 RIKS 30 0701



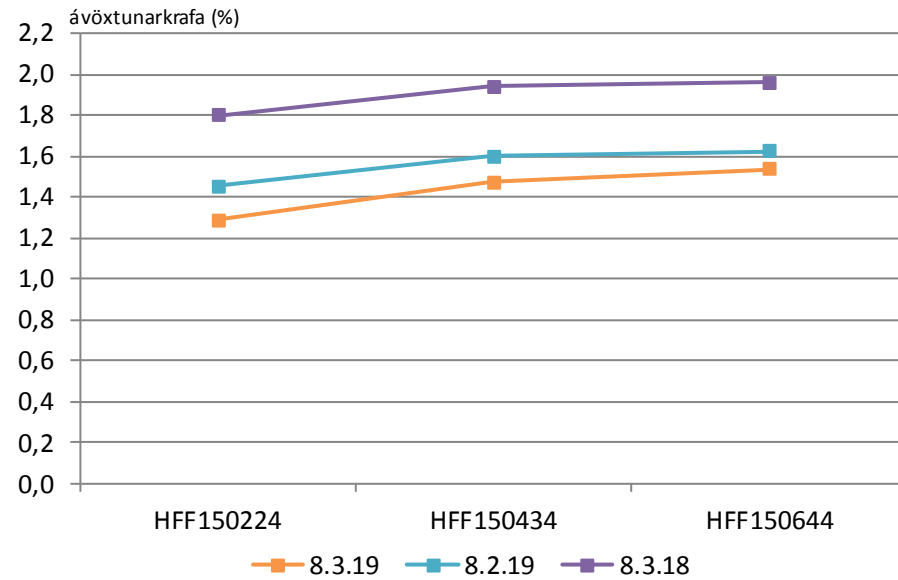
RIKB 20 - RIKS 21 RIKB 22 - RIKS 21

Íbúðabréf

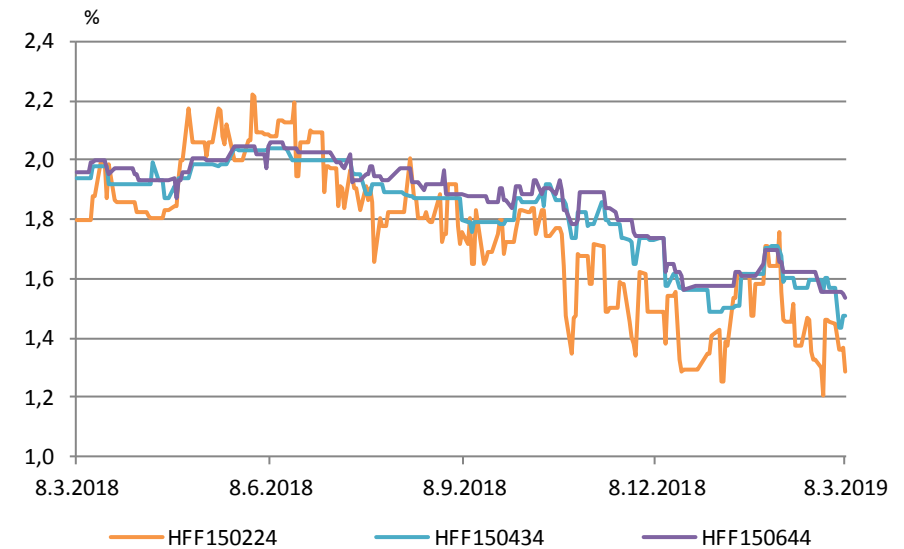
	verð	krafa	velta (ma.kr./viku)	Breyting síðan ...				
				árm.	1V	1M	3M	12M
HFF150224	106,62	1,29	1,7	-0,01	-0,17	-0,17	-0,20	-0,51
HFF150434	117,55	1,47	0,1	-0,09	-0,10	-0,13	-0,26	-0,47
HFF150644	128,50	1,53	0,0	-0,04	-0,02	-0,09	-0,20	-0,42

Heimild: Kodiak

Vaxtaferlar



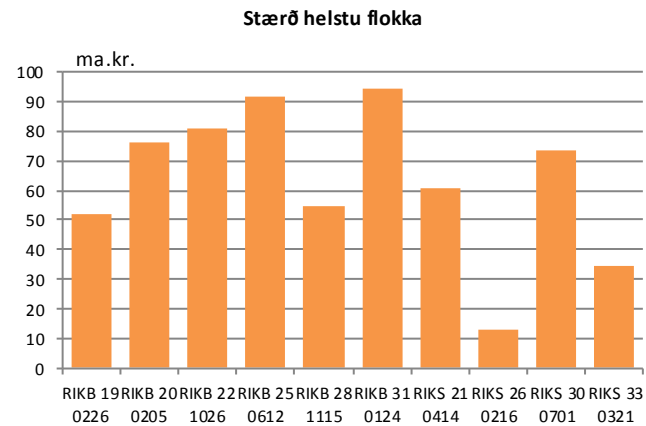
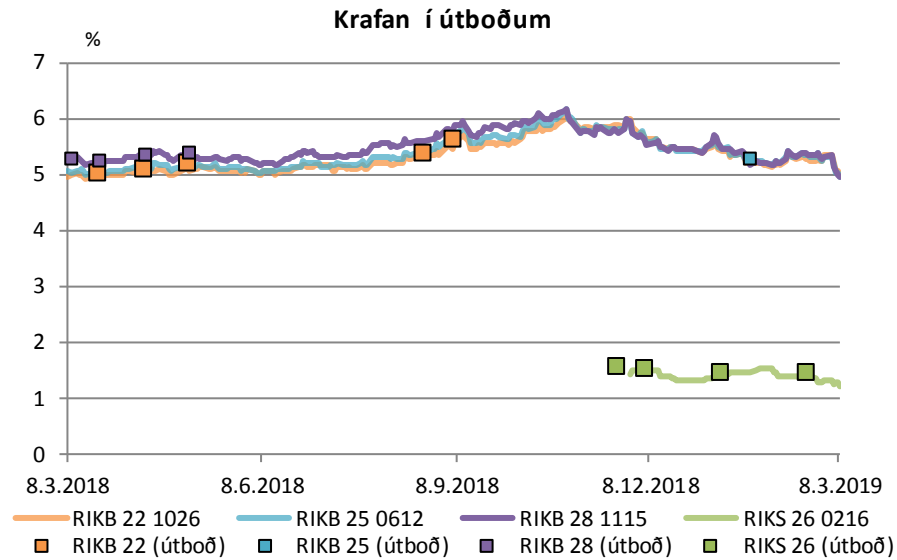
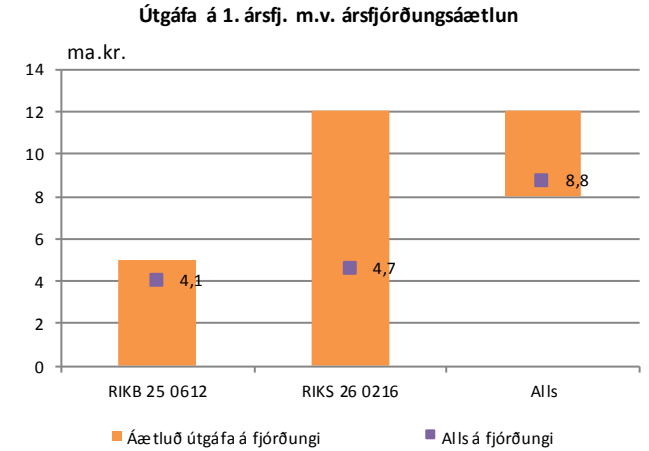
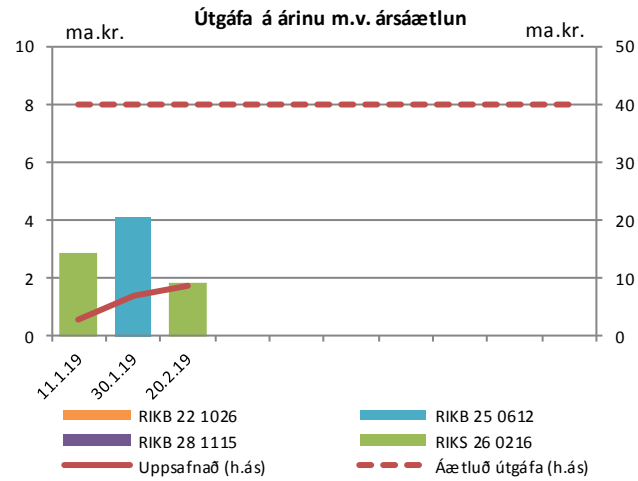
Þróun á kröfu



Útboð ríkisbréfa

Seinustu útboð		Tilboð	Samþykkt	Verð	Krafa
Dags	Flokkur				
21.2.19	RIKS 26 0216	2,6	1,9	100,59	1,41
25.1.19	RIKB 25 0612	7,3	3,6	114,37	5,27
11.1.19	RIKS 26 0216	3,2	2,8	100,56	1,42
7.12.18	RIKS 26 0216	4,9	2,0	100,00	1,50
23.11.18	RIKS 26 0216	19,1	7,0	99,75	1,54
21.9.18	RIKB 22 1026	2,9	0,7	106,11	5,53

Að nafnvirði (ma.kr.) Heimild: Lánamál Ríkisins

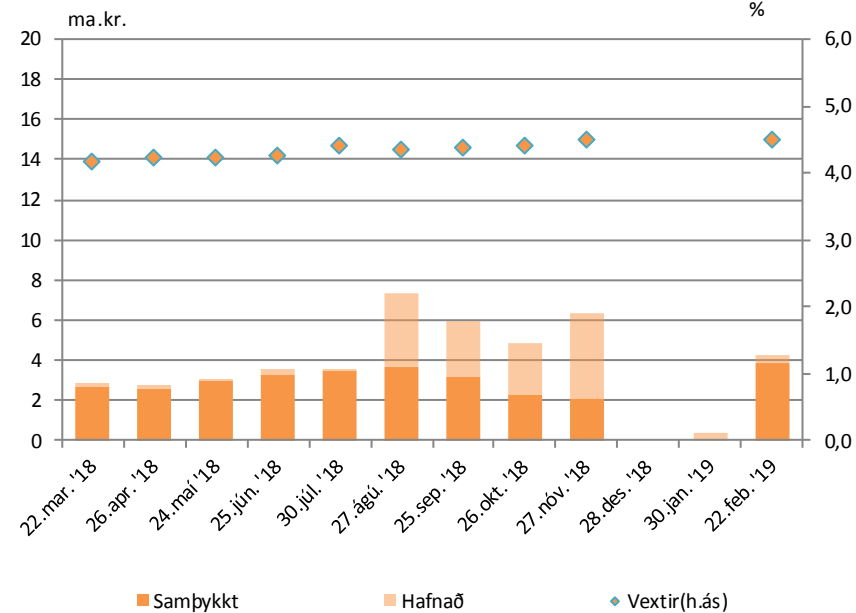


Útboð ríkisvixla

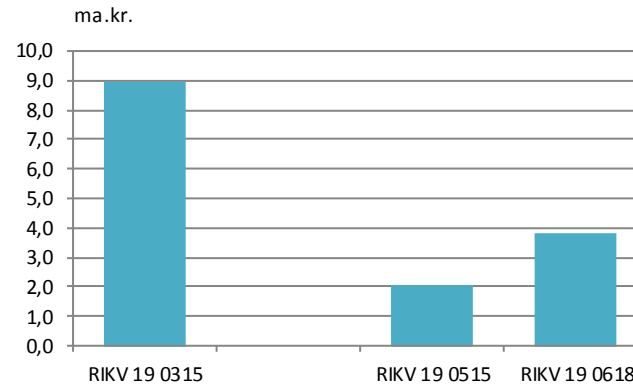
Dags.	Flokkur	Samþykkt	Vextir
27.11.18	RIKV 19 0515	3,8	4,50
27.11.18	RIKV 19 0515	0,0	-
28.12.19		<i>hætt við</i>	
27.11.18	RIKV 19 0515	2,0	4,50
26.10.18	RIKV 19 0315	2,2	4,43
25.09.18	RIKV 19 0315	3,2	4,40

Heimild: Lánamál ríkisins

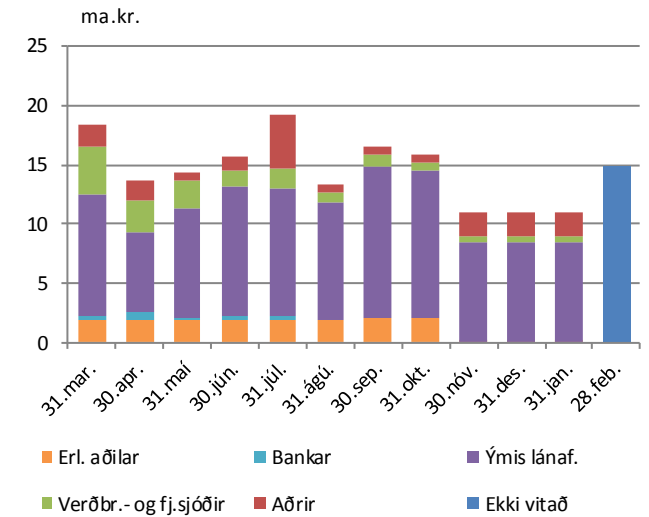
Niðurstaða útboða



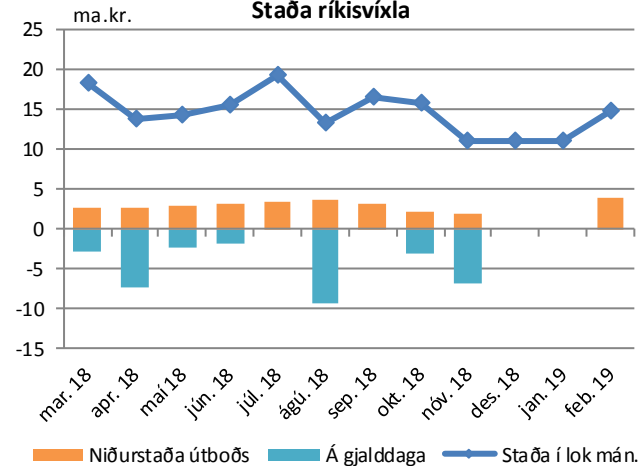
Útstandandi ríkisvixlar



Eigendaskipting



Staða ríkisvixla

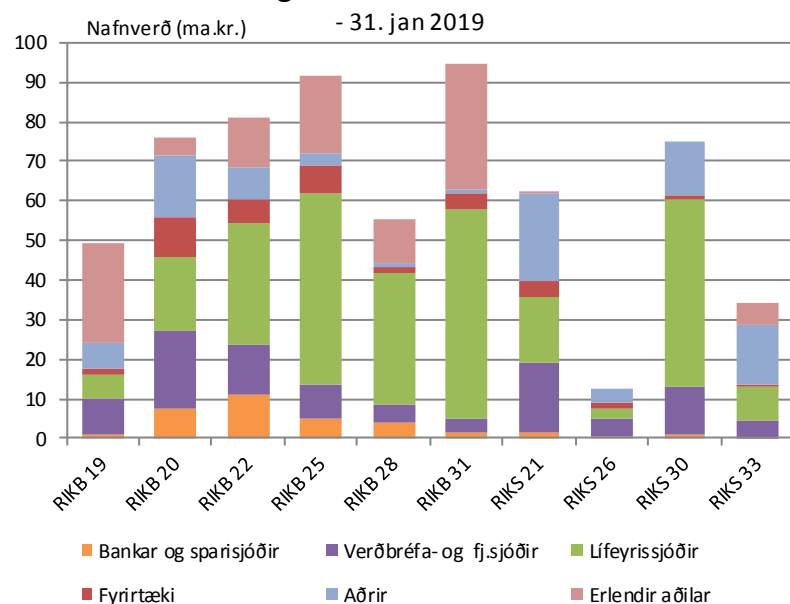


Eigendaskipti ríkisbréfa

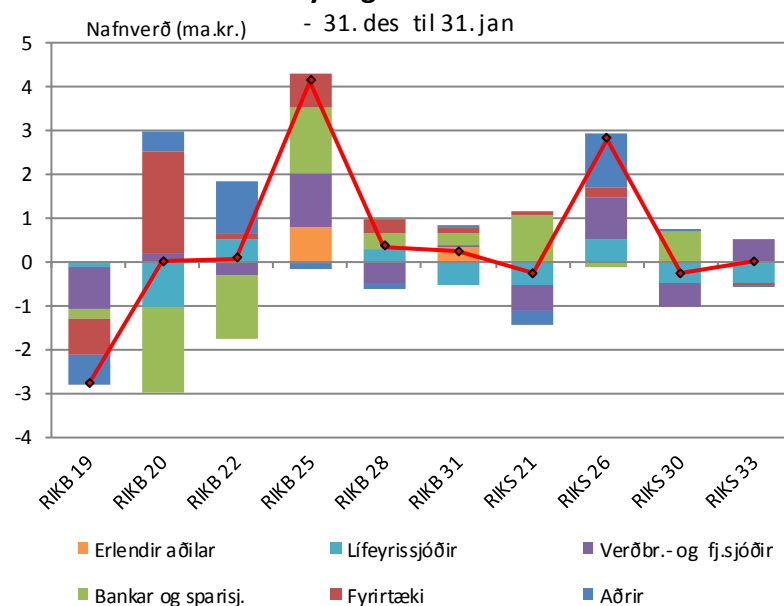
	Eigendaskipting (ma.kr.)										
	RIKB 19	RIKB 20	RIKB 22	RIKB 25	RIKB 28	RIKB 31	RIKS 21	RIKS 26	RIKS 30	RIKS 33	Alls
Bankar og sparisjóðir	0,9	7,7	10,8	5,2	3,8	1,5	1,6	0,7	0,9	0,1	33,0
Verðbréfa- og fj.sjóðir	9,3	19,6	13,0	8,6	4,8	3,5	17,4	4,6	12,0	4,6	97,5
Lífeyrissjóðir	5,8	18,6	30,3	48,0	33,2	53,0	16,5	2,2	47,5	8,2	263,3
Fyrirtæki	1,5	9,9	6,0	7,0	1,4	3,8	4,2	1,5	0,8	0,7	36,9
Aðrir	6,3	15,6	8,1	3,5	1,1	1,1	22,3	3,7	13,6	14,9	90,3
Erlendir aðilar	25,4	4,7	12,8	19,6	11,1	31,6	0,4	0,0	0,0	5,7	111,2
Nafnverð alls (ma.kr)	49,3	76,0	81,1	91,8	55,4	94,5	62,5	12,6	74,9	34,2	632,2

Heimild: Lánamál ríkisins

Eigendur ríkisverðbréfa



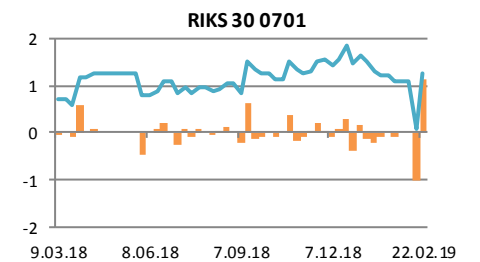
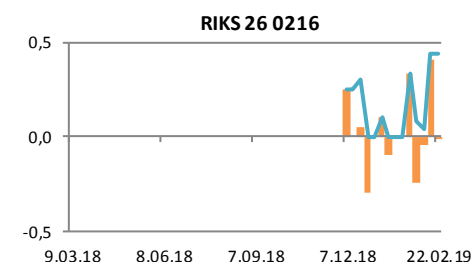
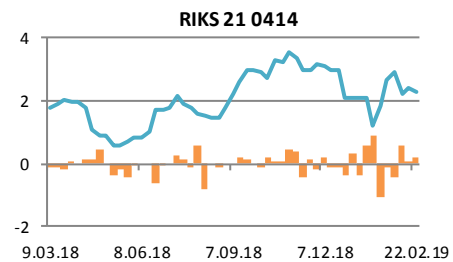
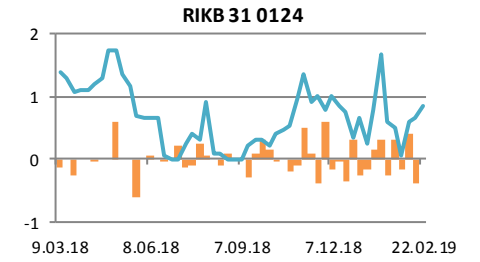
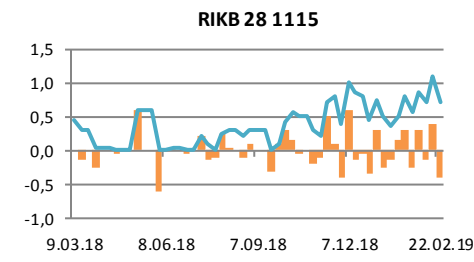
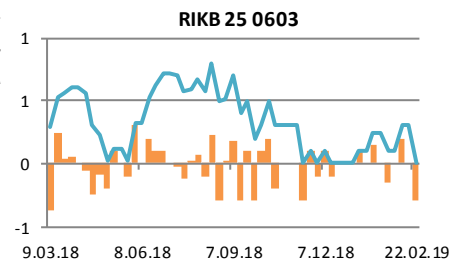
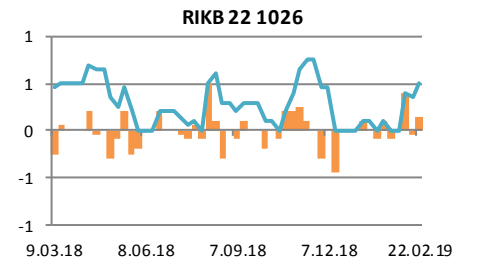
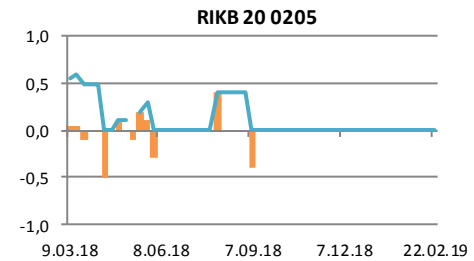
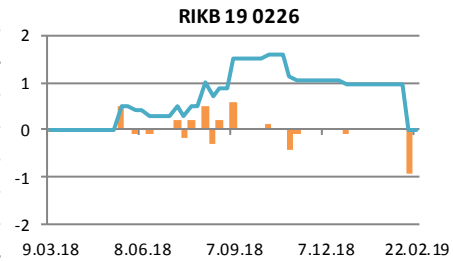
Breyting milli mánaða



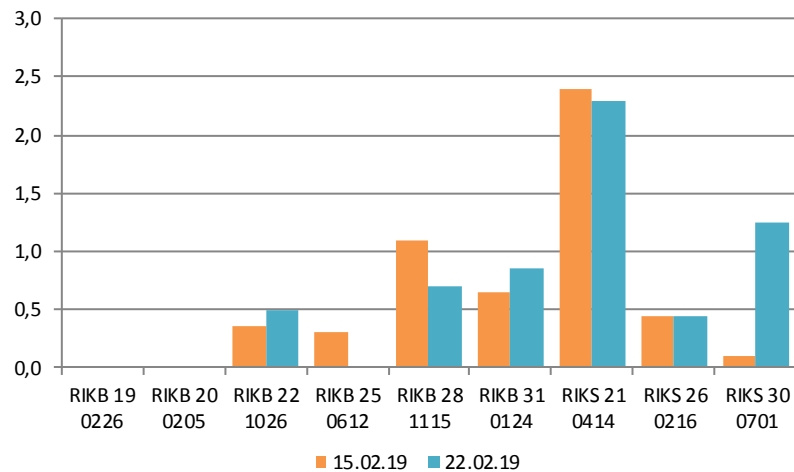
Verðbréfalán

Flokkur	Nafnverð (m.kr.)	Breyting síðan				
		1V	4V	12V	26V	52V
RIKB 19 0226	0	0	-950	-1.050	-1.500	0
RIKB 20 0205	0	0	0	0	0	-550
RIKB 22 1026	500	150	500	500	300	50
RIKB 25 0612	0	-300	-100	0	-700	-285
RIKB 28 1115	700	-400	150	-150	400	260
RIKB 31 0124	850	200	350	0	850	-535
RIKS 21 0414	2.288	-100	-383	-673	68	488
RIKS 26 0216	435	-5	100			
RIKS 30 0701	1.250	1.150	150	-300	400	550

Heimild: Lánamál Ríkisins



Breyting milli vikna



Innihald og form skjals þessa er unnið af starfsmönnum Hagfræðideildar Landsbankans hf. (hagfraedideild@landsbankinn.is) og byggist á aðgengilegum opinberum upplýsingum á þeim tíma sem greiningin var unnin. Mat á þeim upplýsingum endurspeglar skoðanir starfsmanna Hagfræðideildar Landsbankans á þeim degi þegar greiningin er dagsett, en þær geta breyst án fyrirvara.

Landsbankinn hf. og starfsfólk hans taka ekki ábyrgð á viðskiptum sem byggð eru á þeim upplýsingum og skoðunum sem hér eru settar fram.

Bent skal á að Landsbankinn hf. getur á hverjum tíma haft beinna eða óbeinna hagsmuna að gæta, ýmist sjálfur, dótturfélög hans eða fyrir hönd viðskiptamanna, s.s. sem fjárfestir, lánardrottinn eða þjónustuaðili. Greiningar eru engu að síður unnar sjálfstætt af Hagfræðideild Landsbankans og innan Landsbankans eru í gildi reglur um aðskilnað starfssviða sem eru aðgengilegar á vef bankans.

