



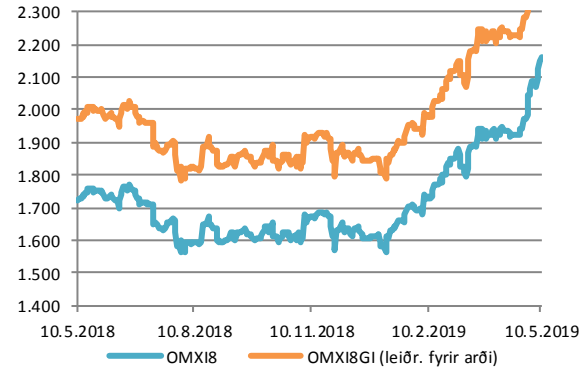
Vikubyrjun
Innlendar markaðsupplýsingar
13. maí 2019

Hlutabréf

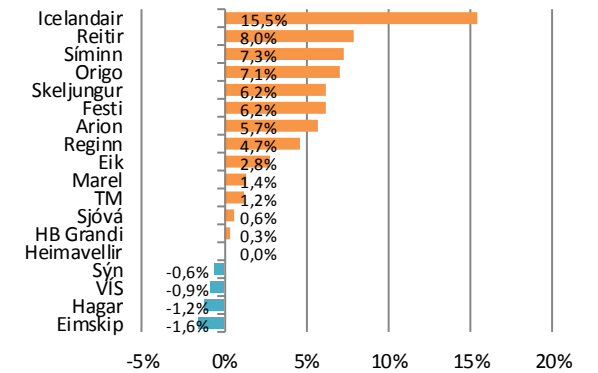
Félag	Verð	Velta (m.kr.)	Breyting síðan ...				
			áramót	1V	1M	3M	12M
OMX18	2160,5	17.228	33,9%	3,3%	11,1%	25,0%	25,3%
OMX18GI	2502,9		35,5%	3,3%	11,2%	26,6%	27,1%
Marel	593,0	2.976	62,7%	1,4%	13,0%	37,1%	58,8%
Icelandair	10,4	1.221	9,0%	15,5%	7,7%	20,4%	-15,6%
Eimskip	185,5	81	-17,0%	-1,6%	6,6%	-7,4%	-8,1%
HB Grandi	30,0	124	-8,1%	0,3%	-2,3%	-0,6%	-9,3%
Hagar	43,6	946	-6,4%	-1,2%	-2,6%	0,2%	12,8%
Festi	129,0	1.211	11,7%	6,2%	9,8%	14,2%	19,4%
Skeljungur	8,4	630	17,4%	6,2%	8,9%	16,8%	32,0%
Sýn	35,0	165	-16,4%	-0,6%	11,3%	-12,2%	-49,3%
Síminn	4,3	4.324	15,4%	7,3%	4,7%	15,7%	-1,2%
Origo	22,6	421	-1,6%	7,1%	7,1%	3,1%	19,1%
Arion	81,4	2.111	23,2%	5,7%	4,4%	9,2%	
Sjóvá	17,7	290	31,5%	0,6%	-0,6%	21,0%	13,5%
VÍS	12,6	145	35,8%	-0,9%	3,1%	26,0%	3,0%
TM	33,3	105	32,2%	1,2%	5,7%	24,4%	4,4%
Reginn	23,5	494	11,4%	4,7%	16,3%	11,9%	-1,7%
Reitir	89,6	1.229	24,7%	8,0%	18,0%	28,9%	2,1%
Eik	9,2	754	14,7%	2,8%	11,1%	14,4%	-2,3%
Heimavellir	1,3	4	11,5%	0,0%	0,8%	3,3%	

Leiðrétt fyrir arðgreiðslum. Heimild: Kodiak, útreikningar Hagfræðideildar

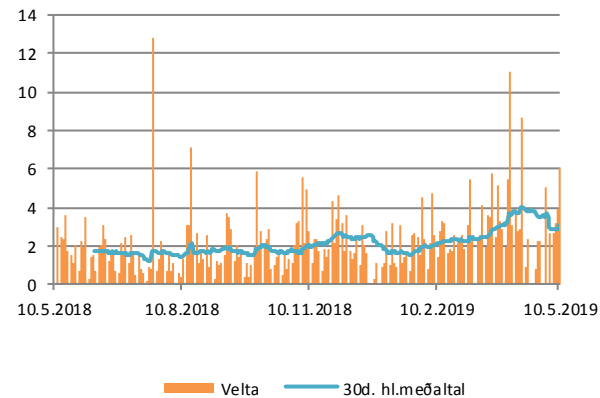
Úrvalsvísitalan



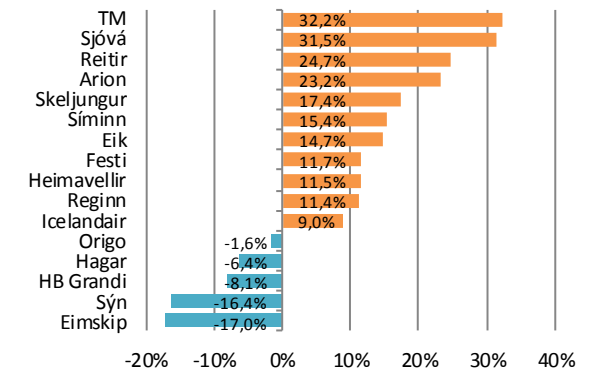
Breyting í vikunni



Velta



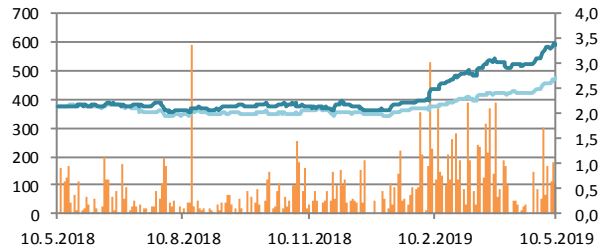
Frá áramótum



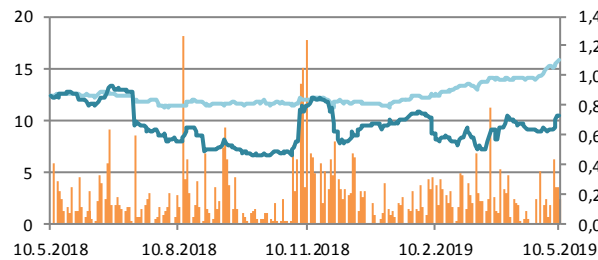
Hlutabréf

— Velta (h.ás, ma.kr./dag)
— Verð
— OMXIB

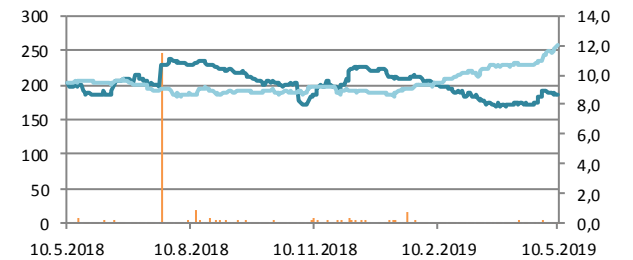
Marel



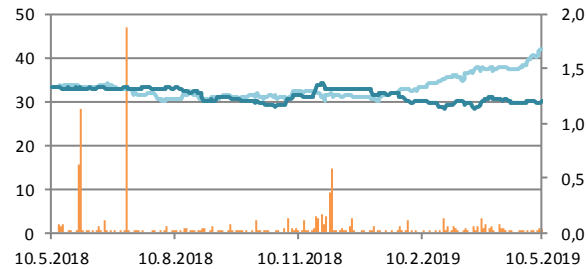
Icelandair



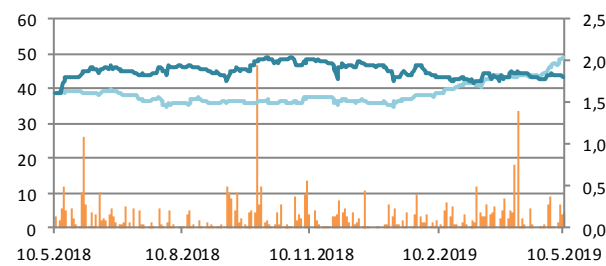
Eimskip



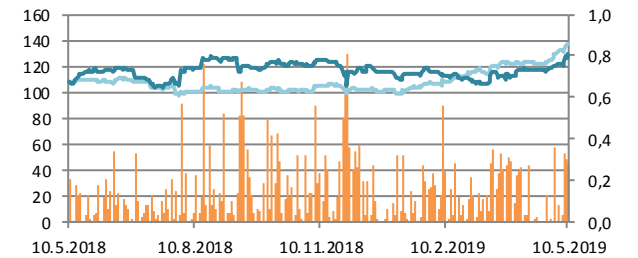
HB Grandi



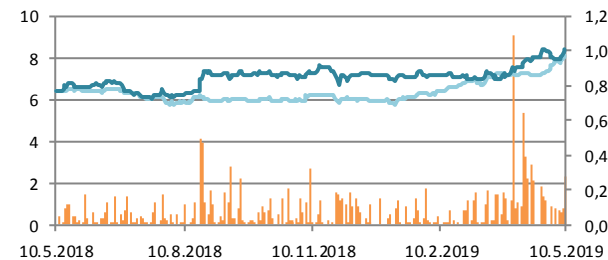
Hagar



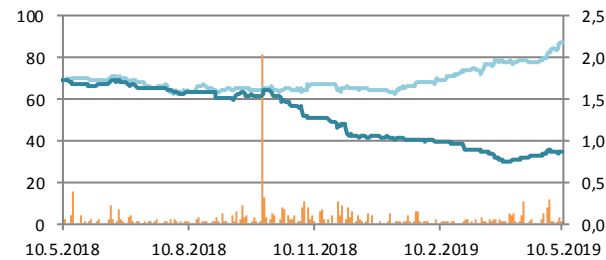
Festi



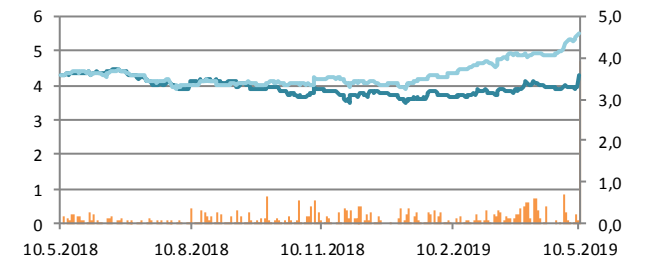
Skeljungur



Sýn



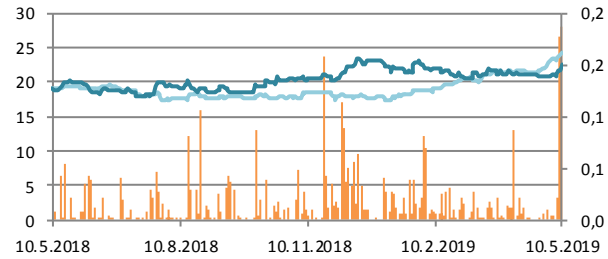
Síminn



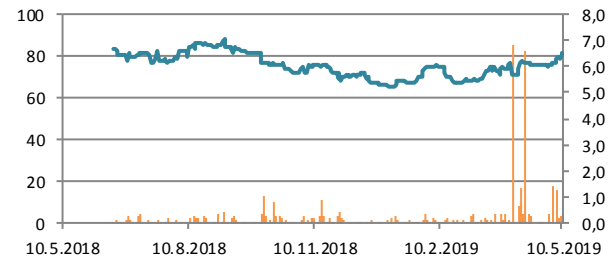
Hlutabréf

— Velta (h.ás, ma.kr./dag)
— Verð
— OMXIB

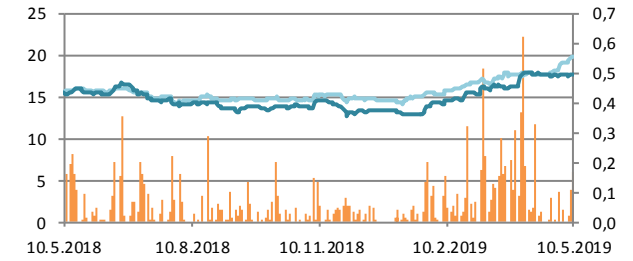
Origo



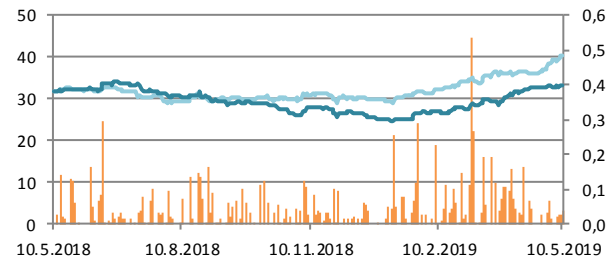
Arion



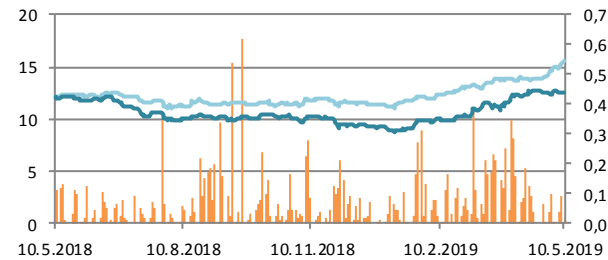
Sjóvá



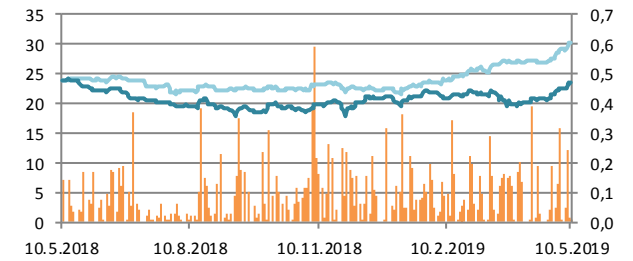
TM



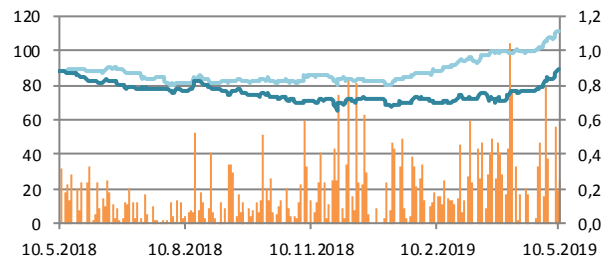
VÍS



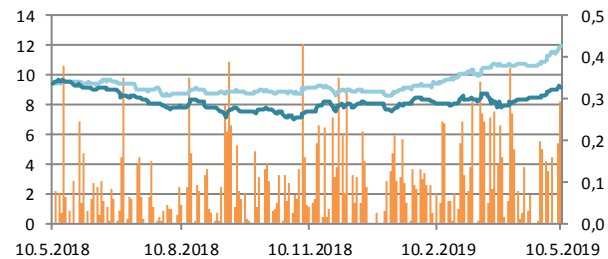
Reginn



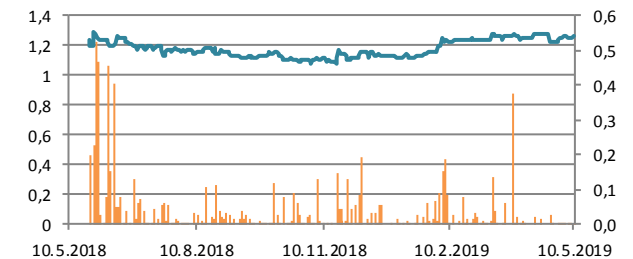
Reitir



Eik



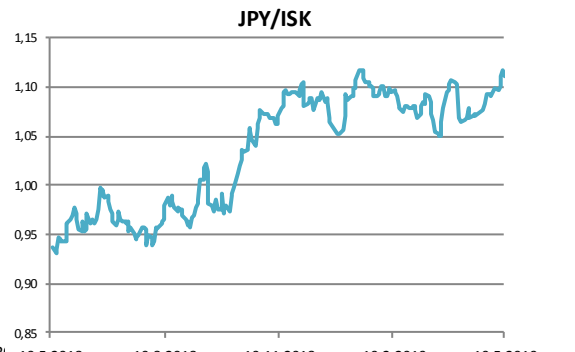
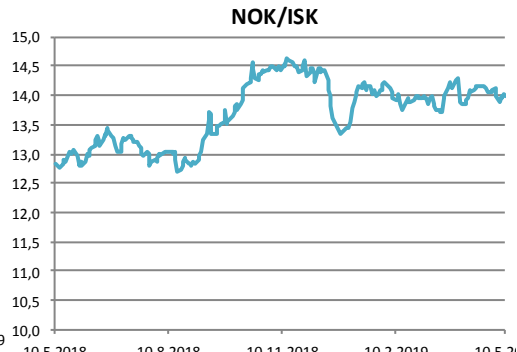
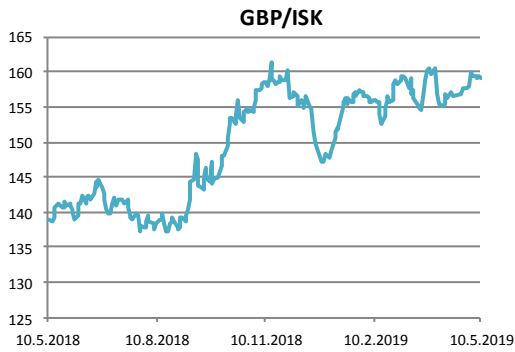
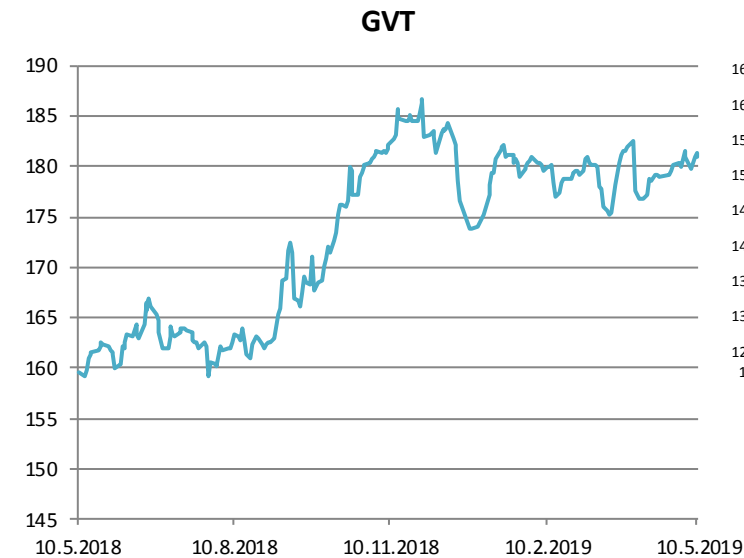
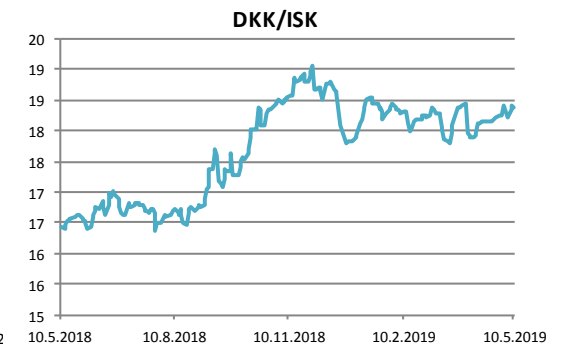
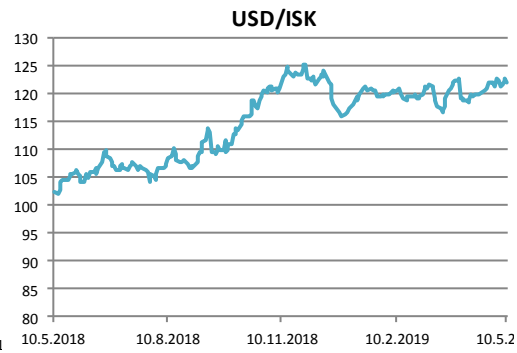
Heimavellir



Gjaldeyrismarkaðurinn

Gengi ISK	10.maí	Breyting síðan ...				
		áramót	1V	1M	3M	12M
GVT	180,9	3,9%	0,0%	2,1%	0,7%	13,4%
EUR	137,2	3,0%	0,3%	2,4%	0,6%	12,3%
USD	122,2	5,0%	-0,4%	2,8%	1,6%	18,7%
GBP	159,1	7,3%	-0,2%	2,3%	2,0%	14,0%
SEK	12,7	-2,4%	-0,6%	-1,1%	-2,1%	7,8%
DKK	18,4	3,0%	0,3%	2,4%	0,6%	12,0%
NOK	14,0	4,4%	0,1%	0,2%	0,2%	10,2%
JPY	1,11	5,2%	1,1%	4,1%	1,5%	18,4%

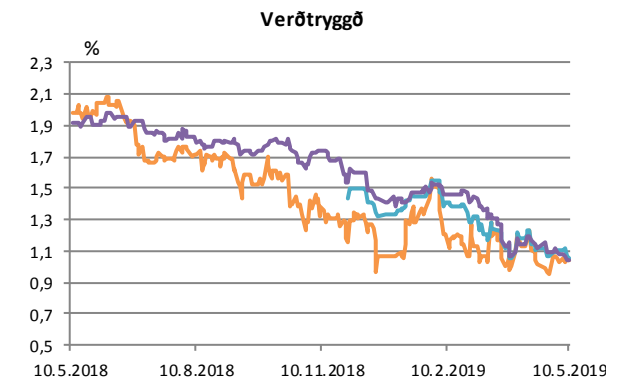
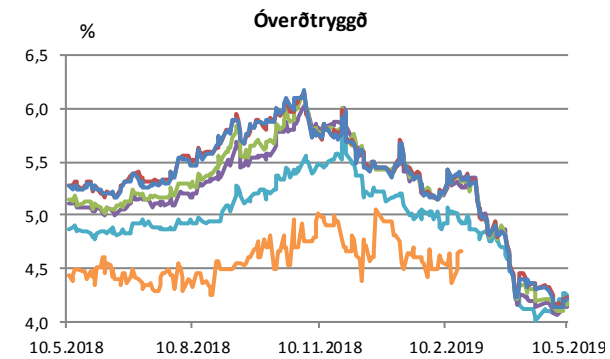
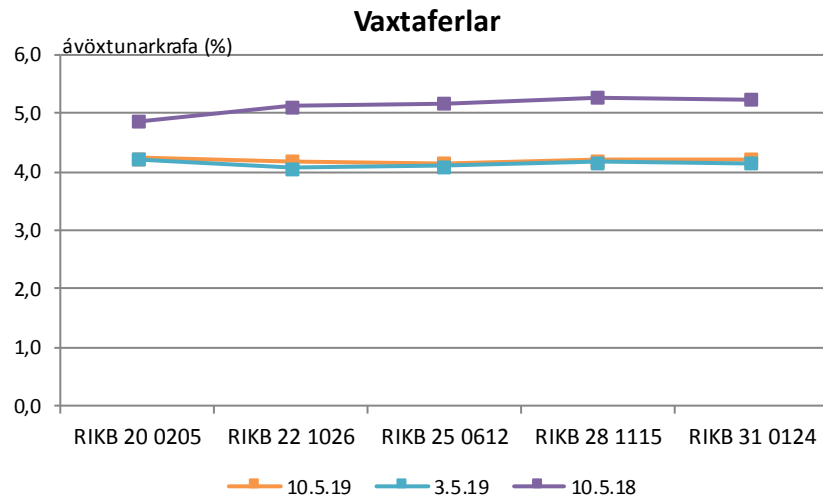
Miðgengi Seðlabanka Íslands. Heimild: Kodiak



Ríkisbréf

	verð	krafa	velta (ma.kr./viku)	Breyting síðan ...				
				árm.	1V	1M	3M	12M
RIKB 20 0205	101,39	4,24	1,2	-0,88	0,03	0,13	-0,68	-0,63
RIKB 22 1026	109,60	4,19	3,8	-1,25	0,12	-0,03	-0,99	-0,93
RIKB 25 0612	120,25	4,16	2,8	-1,27	0,06	-0,10	-1,04	-1,02
RIKB 28 1115	106,05	4,21	3,6	-1,24	0,03	-0,11	-1,01	-1,08
RIKB 31 0124	120,72	4,22	2,6	-1,23	0,07	-0,11	-0,99	-1,02
RIKS 21 0414	105,22	1,04	0,4	-0,03	0,01	-0,16	-0,17	-0,96
RIKS 26 0216	102,88	1,06	1,0	-0,27	-0,05	-0,18	-0,35	
RIKS 30 0701	123,12	1,04	0,2	-0,37	-0,05	-0,15	-0,42	-0,87

Heimild: Kodiak

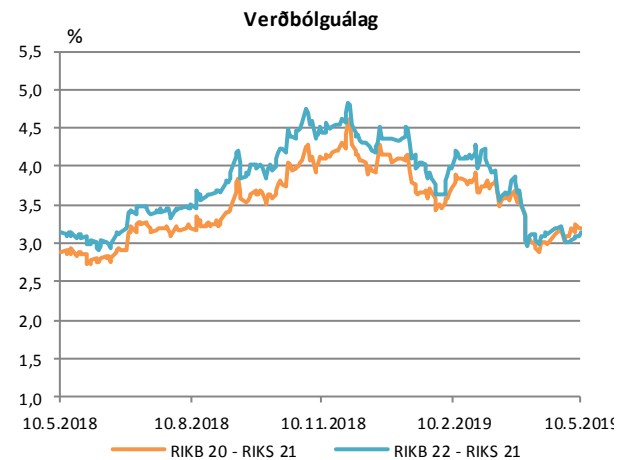


Legend for Óverðtryggð:

- RIKB 19 0226 (Orange)
- RIKB 20 0205 (Cyan)
- RIKB 22 1026 (Purple)
- RIKB 25 0612 (Green)
- RIKB 28 1115 (Red)
- RIKB 31 0124 (Blue)

Legend for Verðtryggð:

- RIKS 21 0414 (Orange)
- RIKS 26 0216 (Cyan)
- RIKS 30 0701 (Purple)

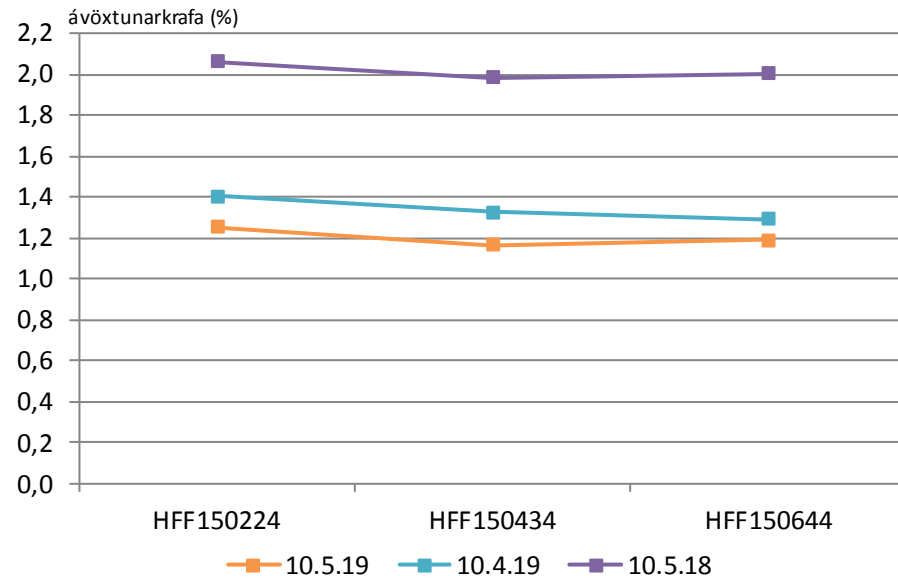


Íbúðabréf

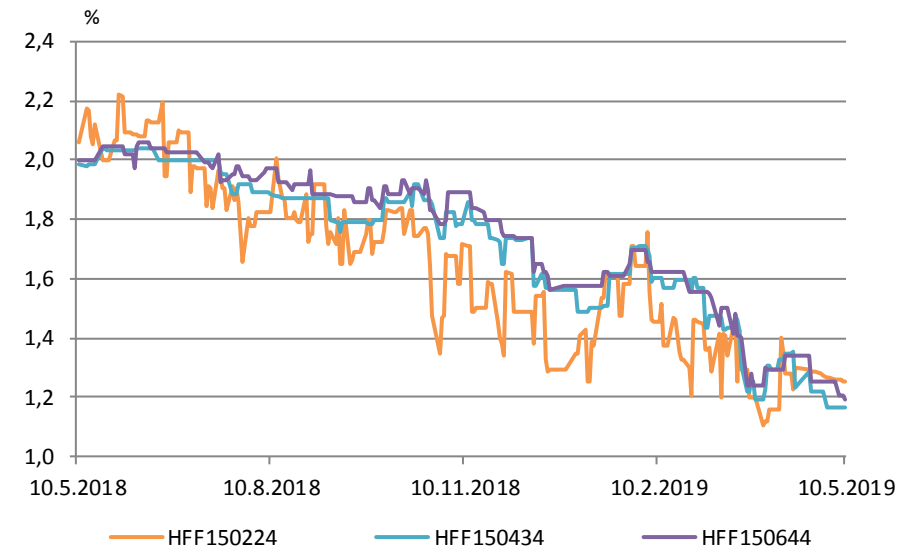
	verð	krafa	velta (ma.kr./viku)	Breyting síðan ...				
				árm.	1V	1M	3M	12M
HFF150224	106,30	1,25	0,5	-0,05	-0,01	-0,15	-0,20	-0,81
HFF150434	120,32	1,16	0,1	-0,40	0,00	-0,16	-0,44	-0,82
HFF150644	133,54	1,19	0,2	-0,38	-0,06	-0,10	-0,43	-0,81

Heimild: Kodiak

Vaxtaferlar



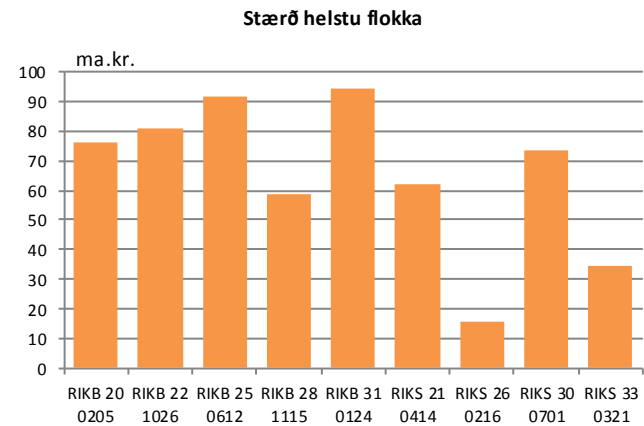
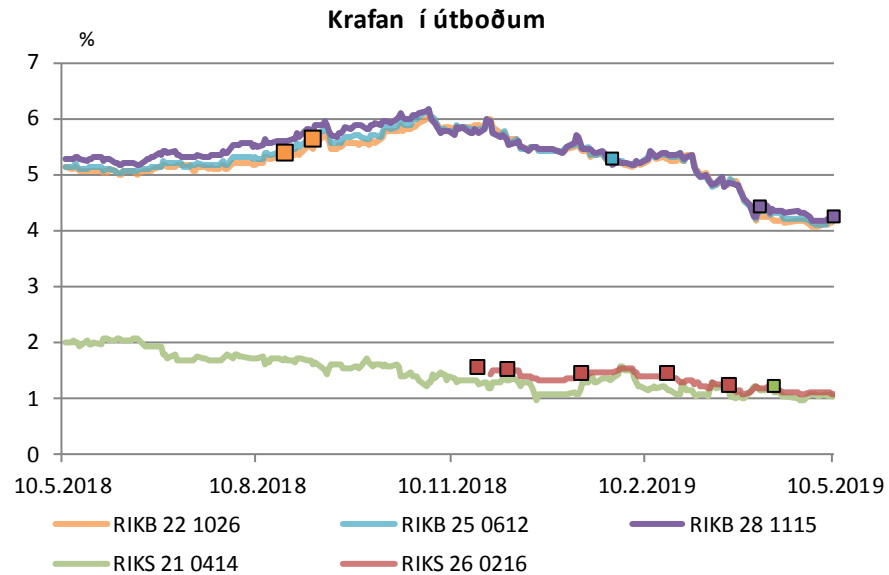
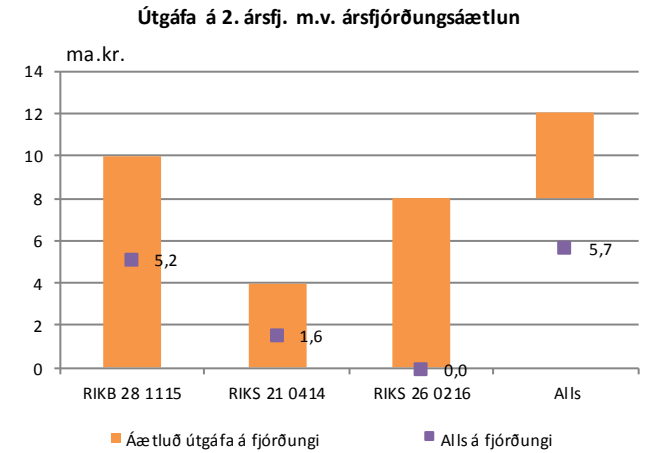
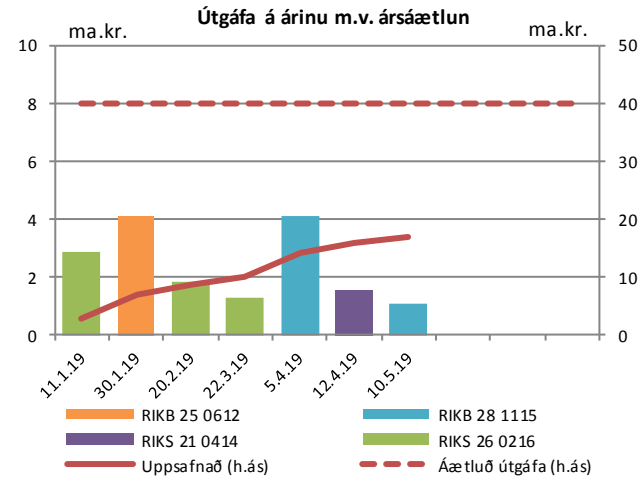
Þróun á kröfu



Útboð ríkisbréfa

Seinustu útboð		Tilboð	Samþykkt	Verð	Krafa
Dags	Flokkur				
10.5.19	RIKB 28 1115	3,9	1,0	105,70	4,25
12.4.19	RIKS 21 0414	12,8	1,5	105,05	1,22
5.4.19	RIKB 28 1115	4,1	3,9	104,40	4,42
22.3.19	RIKS 26 0216	4,4	1,3	101,90	1,21
21.2.19	RIKS 26 0216	2,6	1,9	100,59	1,41
25.1.19	RIKB 25 0612	7,3	3,6	114,37	5,27

Að nafnvirði (ma.kr.) Heimild: Lánamál Ríkisins

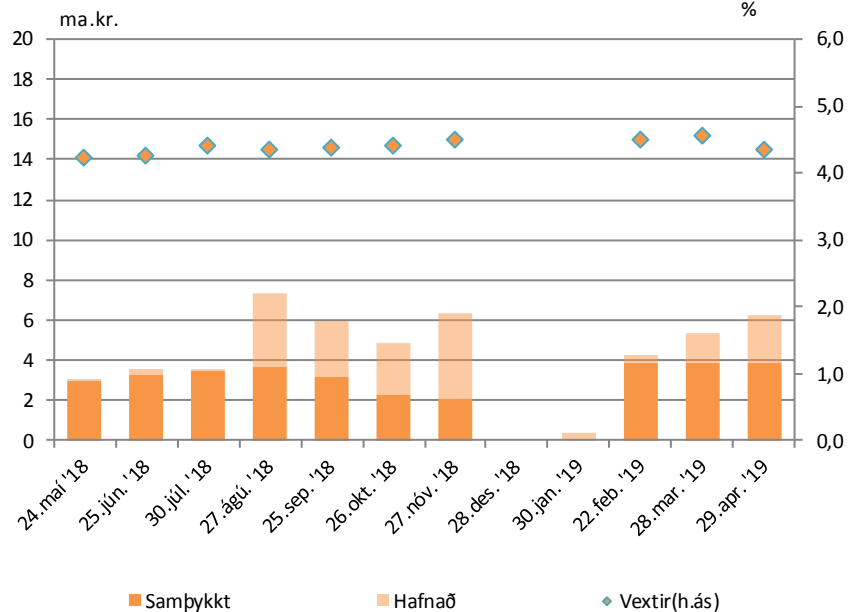


Útboð ríkisvixla

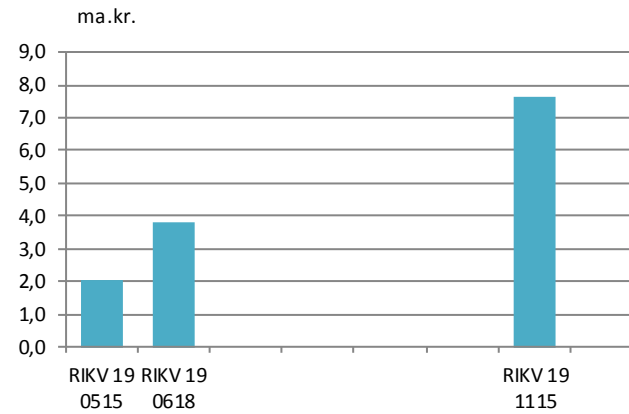
Dags.	Flokkur	Samþykkt	Vextir
29.04.19	RIKV 19 11/15	3,8	4,35
28.03.19	RIKV 19 11/15	3,8	4,56
22.02.19	RIKV 19 0618	3,8	4,50
30.01.19	RIKV 19 0515	0,0	-
28.12.19		<i>hætt við</i>	
27.11.18	RIKV 19 0515	2,0	4,50

Heimild: Lánamál ríkisins

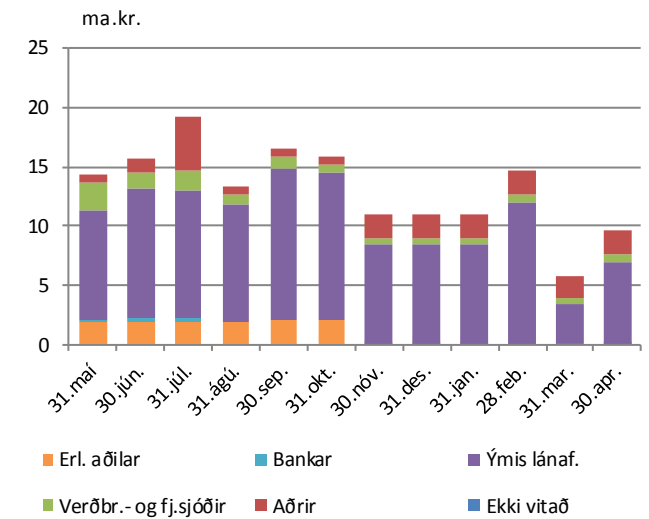
Niðurstaða útboða



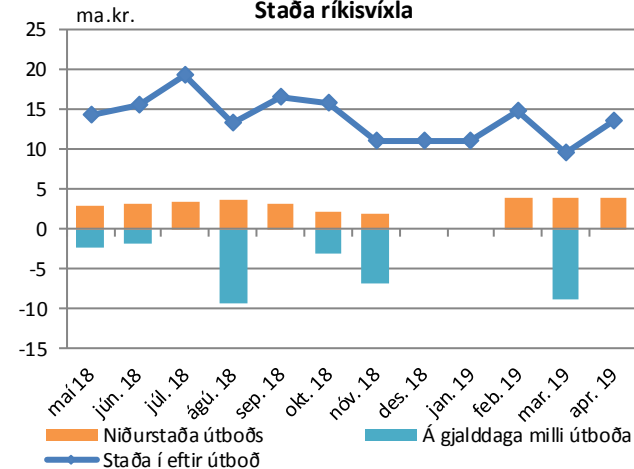
Útistandandi ríkisvixlar



Eigendaskipting



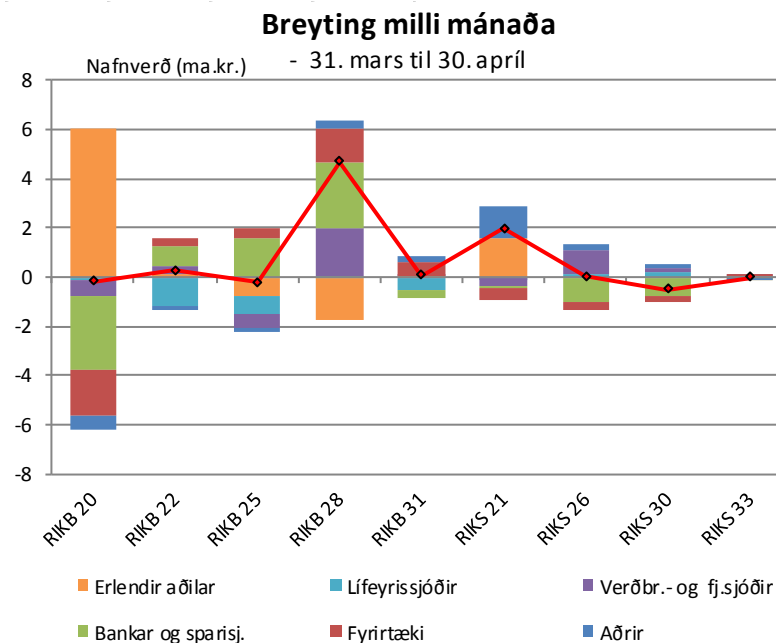
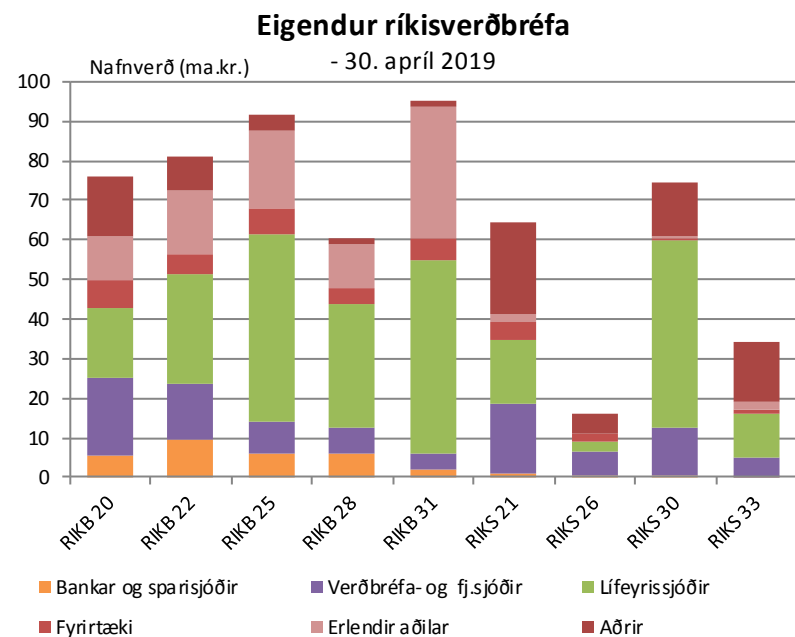
Staða ríkisvixla



Eigendaskipti ríkisbréfa

	Eigendaskipting (ma.kr.)									
	RIKB 20	RIKB 22	RIKB 25	RIKB 28	RIKB 31	RIKS 21	RIKS 26	RIKS 30	RIKS 33	Alls
Bankar og sparisjóðir	5,5	9,3	5,9	5,9	1,9	1,1	0,5	0,3	0,1	30,4
Verðbréfa- og fj.sjóðir	19,9	14,2	8,2	6,8	3,9	17,5	6,0	12,4	4,9	93,9
Lífeyrissjóðir	17,2	27,5	47,1	31,2	49,1	16,1	2,4	46,9	11,0	248,5
Fyrirtæki	7,4	5,2	6,8	4,0	5,4	4,3	2,3	1,0	1,1	37,5
Aðrir	15,3	8,9	3,7	1,3	1,3	23,4	4,8	14,0	15,1	87,9
Erlendir aðilar	10,8	16,0	19,8	11,1	33,4	1,9	0,0	0,0	2,0	95,1
Nafnverð alls (ma.kr.)	76,2	81,3	91,5	60,3	94,9	64,4	16,0	74,7	34,2	593,3

Heimild: Lánamál ríkisins

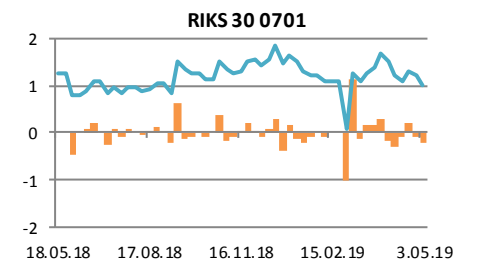
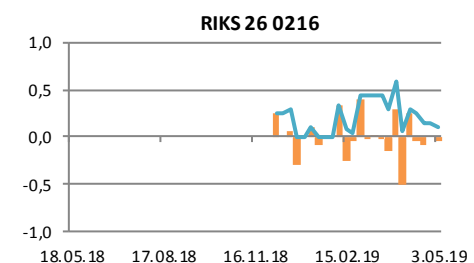
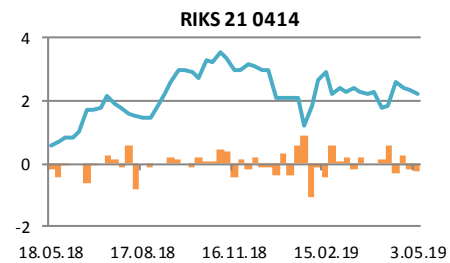
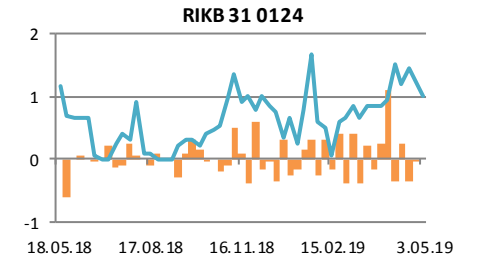
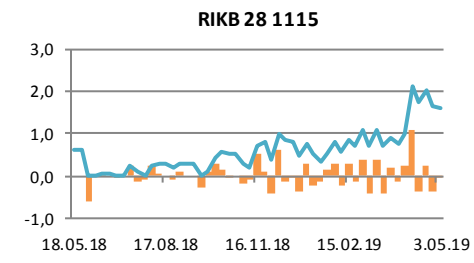
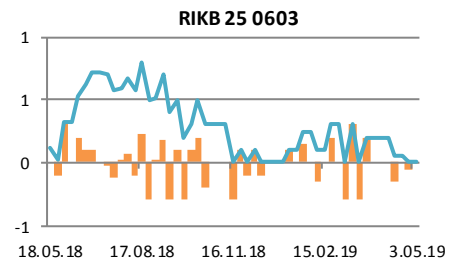
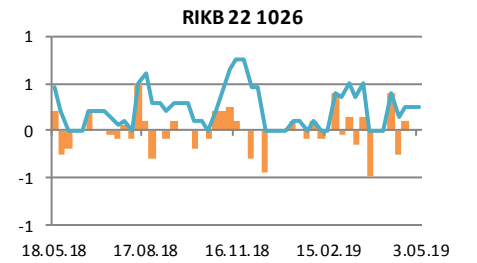
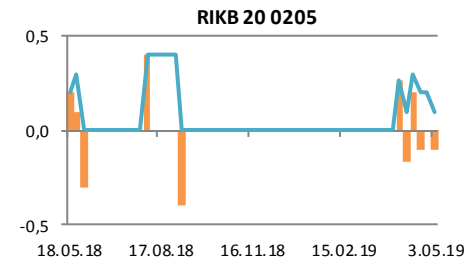
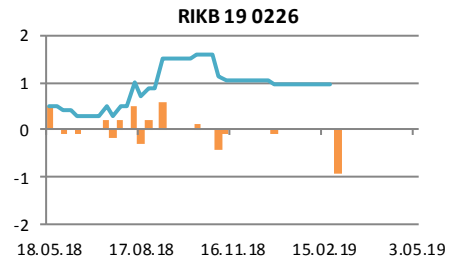
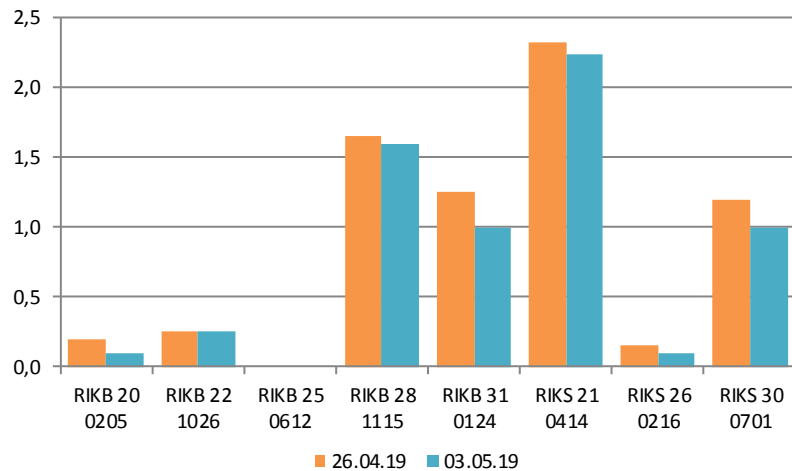


Verðbréfalán

Flokkur	Nafnverð (m.kr.)	Breyting síðan				
		1V	4V	12V	26V	52V
RIKB 20 0205	100	-100	0	100	100	-100
RIKB 22 1026	250	0	-150	-150	-500	-200
RIKB 25 0612	0	0	-200	-300	0	-125
RIKB 28 1115	1.600	-50	-500	900	900	1.000
RIKB 31 0124	1.000	-250	-500	395	100	-150
RIKS 21 0414	2.241	-84	401	53	-739	1.641
RIKS 26 0216	100	-50	-200			
RIKS 30 0701	1.000	-200	-200	-100	-300	-250

Heimild: Lánamál Ríkisins

Breyting milli vikna



Innihald og form skjals þessa er unnið af starfsmönnum Hagfræðideildar Landsbankans hf. (hagfraedideild@landsbankinn.is) og byggist á aðgengilegum opinberum upplýsingum á þeim tíma sem greiningin var unnin. Mat á þeim upplýsingum endurspeglar skoðanir starfsmanna Hagfræðideildar Landsbankans á þeim degi þegar greiningin er dagsett, en þær geta breyst án fyrirvara.

Landsbankinn hf. og starfsfólk hans taka ekki ábyrgð á viðskiptum sem byggð eru á þeim upplýsingum og skoðunum sem hér eru settar fram.

Bent skal á að Landsbankinn hf. getur á hverjum tíma haft beinna eða óbeinna hagsmuna að gæta, ýmist sjálfur, dótturfélög hans eða fyrir hönd viðskiptamanna, s.s. sem fjárfestir, lánardrottinn eða þjónustuaðili. Greiningar eru engu að síður unnar sjálfstætt af Hagfræðideild Landsbankans og innan Landsbankans eru í gildi reglur um aðskilnað starfssviða sem eru aðgengilegar á vef bankans.

