



---

**Vikubyrjun**  
**Innlendar markaðsupplýsingar**  
**20. maí 2019**

---

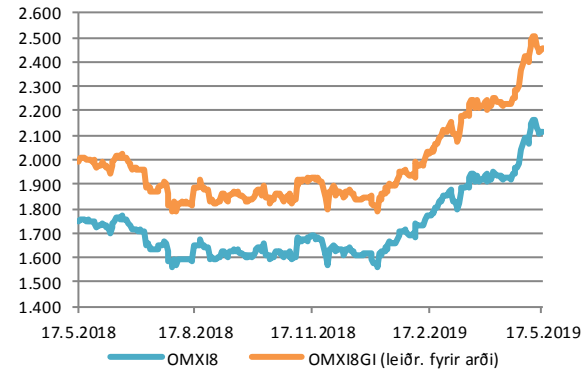
---

# Hlutabréf

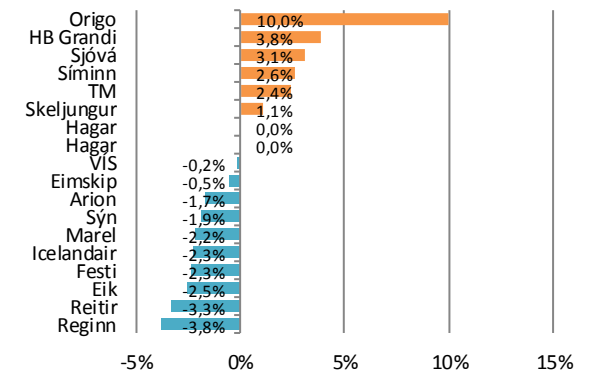
Félag	Verð	Velta (m.kr.)	Breyting síðan ...				
			áramót	1V	1M	3M	12M
OMX18	2117,1	13.643	31,2%	-2,0%	10,0%	19,4%	21,4%
OMX18GI	2452,6		32,8%	-2,0%	10,0%	20,9%	23,1%
Marel	580,0	1.164	59,1%	-2,2%	11,2%	28,1%	55,0%
Icelandair	10,2	596	6,5%	-2,3%	12,1%	23,6%	-18,5%
Eimskip	184,5	78,8	-17,4%	-0,5%	7,6%	-5,9%	-6,8%
HB Grandi	31,2	186	-4,6%	3,8%	4,5%	4,7%	-5,4%
Hagar	43,6	364	-6,4%	0,0%	1,1%	0,3%	3,7%
Festi	126,0	177	9,1%	-2,3%	7,7%	10,5%	11,5%
Skeljungur	8,5	484	18,7%	1,1%	5,6%	17,4%	28,0%
Sýn	34,3	253	-17,9%	-1,9%	5,2%	-12,3%	-49,3%
Síminn	4,4	2.001	18,4%	2,6%	11,2%	17,4%	0,9%
Origo	24,9	256	8,2%	10,0%	18,3%	15,0%	27,6%
Arion	80,0	5.180	21,1%	-1,7%	5,3%	14,5%	
Sjóvá	18,3	636	35,6%	3,1%	2,9%	24,3%	15,9%
VÍS	12,5	124	35,6%	-0,2%	-1,3%	26,2%	4,0%
TM	34,1	826	35,4%	2,4%	4,1%	28,5%	6,4%
Reginn	22,6	243	7,1%	-3,8%	8,7%	4,9%	-5,4%
Reitir	86,6	841	20,5%	-3,3%	12,8%	22,7%	0,2%
Eik	9,0	233	11,8%	-2,5%	5,7%	10,9%	-7,5%
Heimavellir	1,3	53,5	11,5%	0,0%	-1,6%	1,6%	

Leiðrétt fyrir arðgreiðslum. Heimild: Kodiak, útreikningar Hagfræðideildar

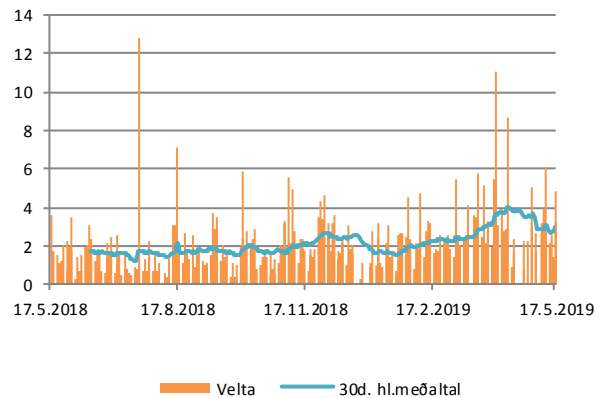
## Úrvalsvísitalan



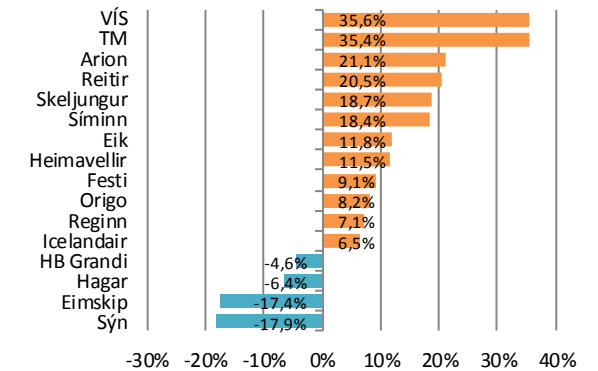
## Breyting í vikunni



## Velta



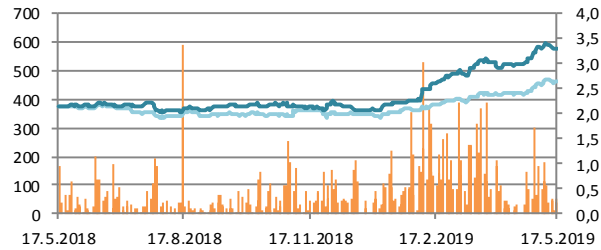
## Frá áramótum



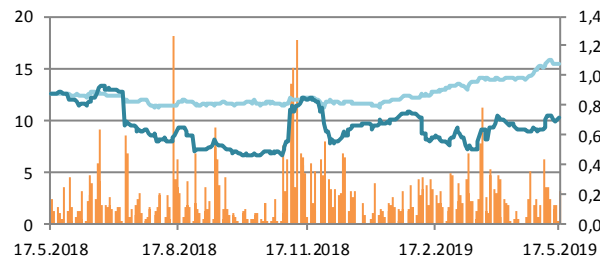
# Hlutabréf

— Velta (h.ás, ma.kr./dag)  
— Verð  
— OMXIB

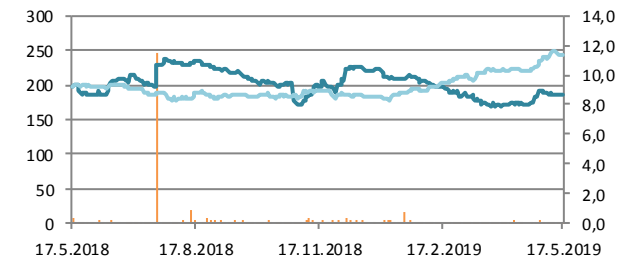
### Marel



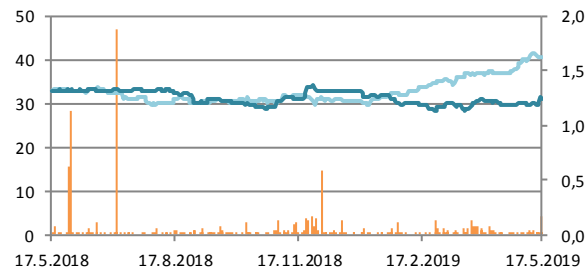
### Icelandair



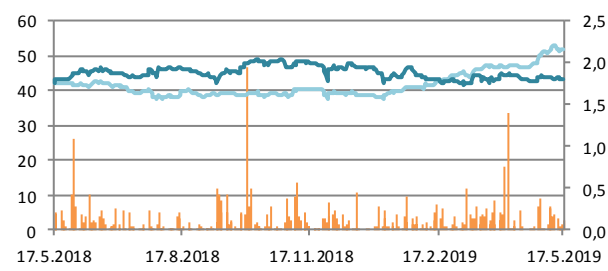
### Eimskip



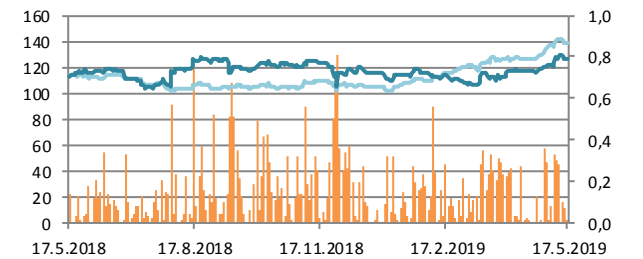
### HB Grandi



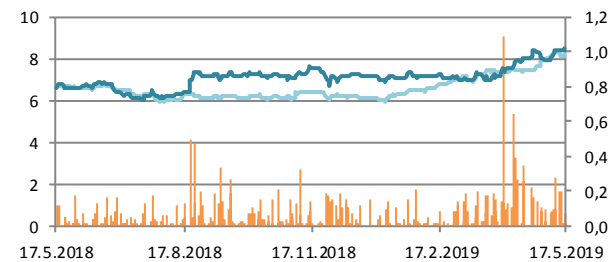
### Hagar



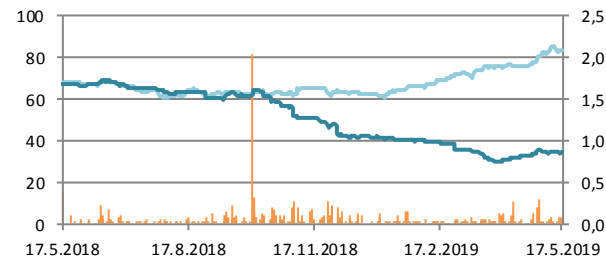
### Festi



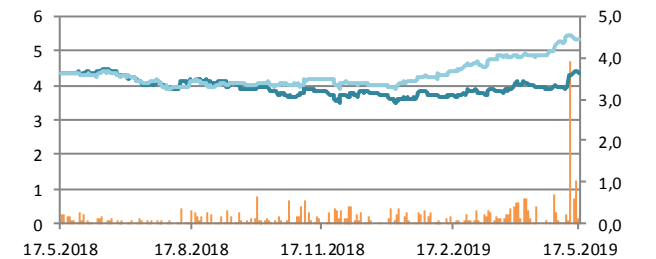
### Skeljungur



### Sýn



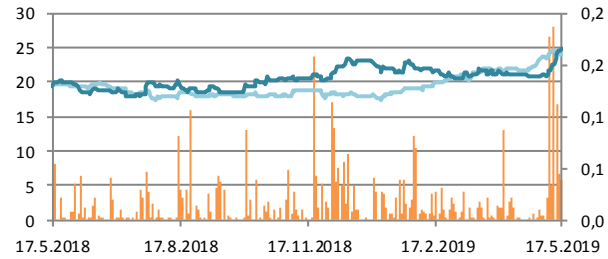
### Síminn



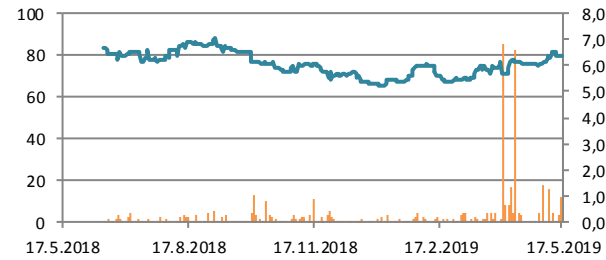
# Hlutabréf

— Velta (h.ás, ma.kr./dag)  
— Verð  
— OMXIB

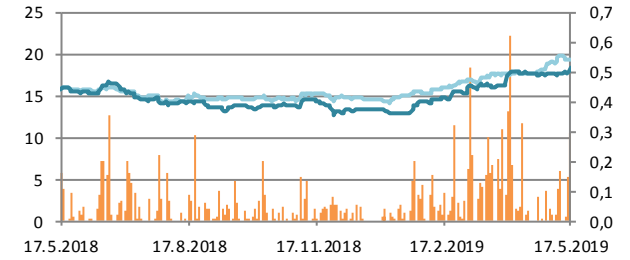
### Origo



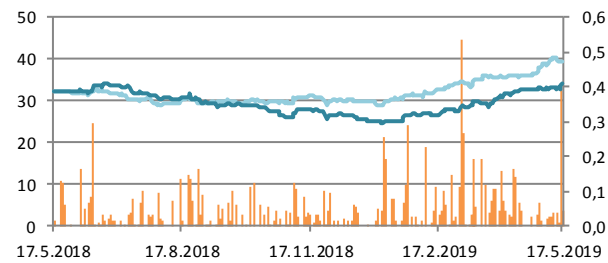
### Arion



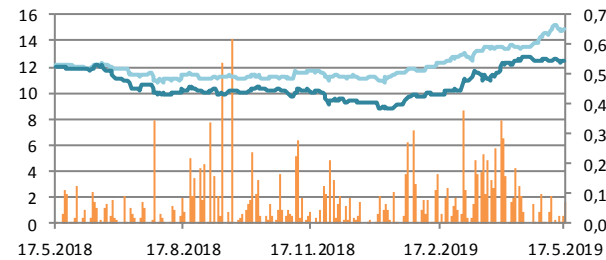
### Sjóvá



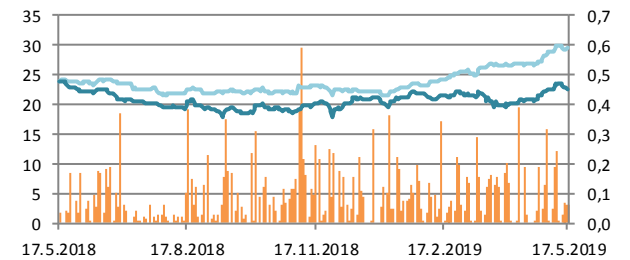
### TM



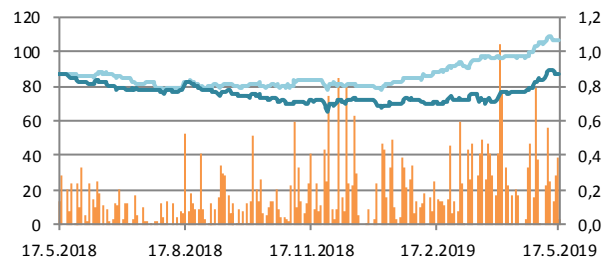
### VÍS



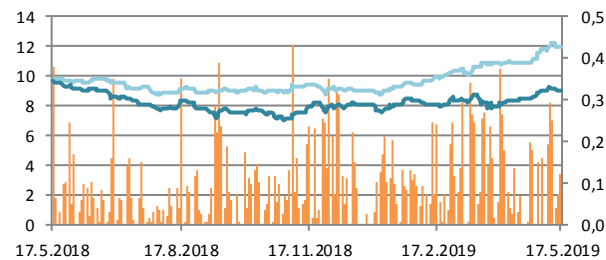
### Reginn



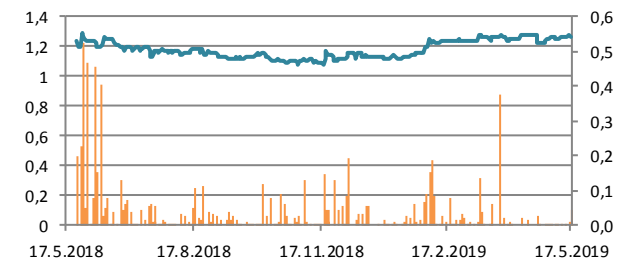
### Reitir



### Eik

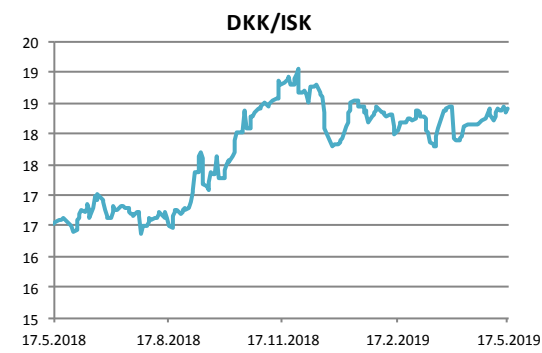


### Heimavellir

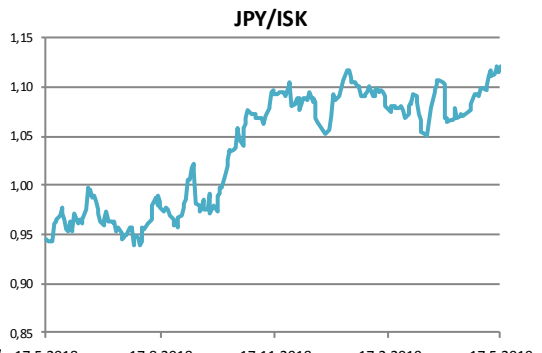
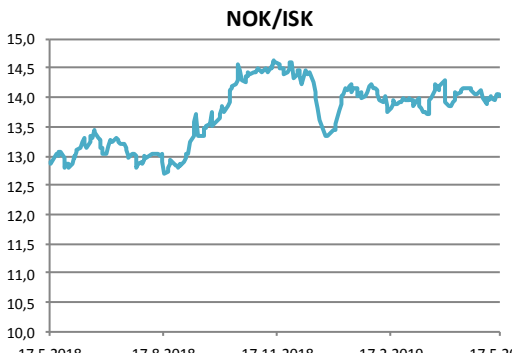
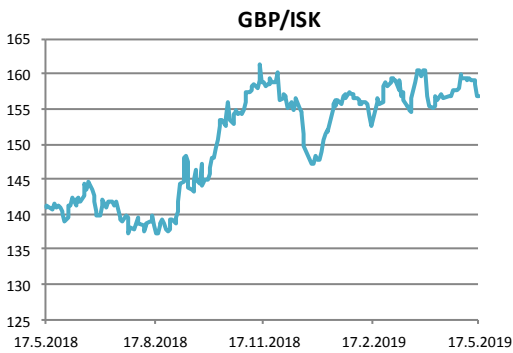
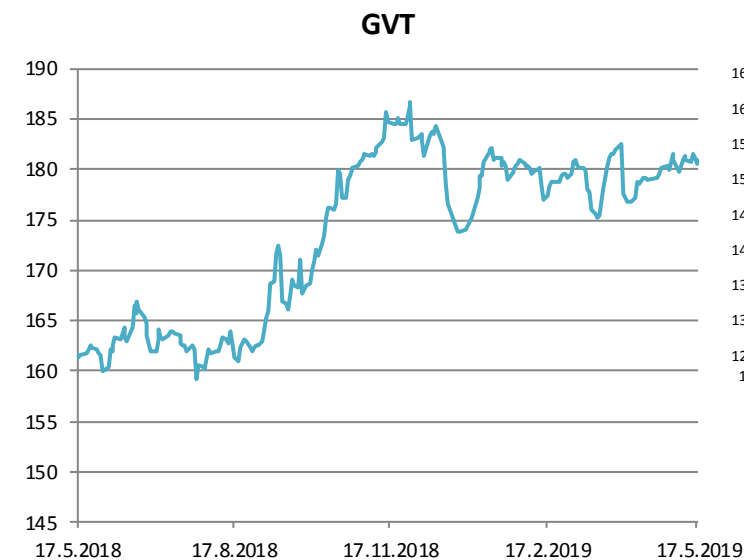


# Gjaldeyrismarkaðurinn

Gengi ISK	17.maí	Breyting síðan ...				
		áramót	1V	1M	3M	12M
GVT	<b>181,0</b>	4,0%	0,0%	1,1%	2,3%	12,2%
EUR	<b>137,4</b>	3,1%	0,1%	1,3%	2,3%	11,5%
USD	<b>123,0</b>	5,8%	0,7%	2,6%	3,3%	17,7%
GBP	<b>156,9</b>	5,8%	-1,4%	0,3%	2,8%	11,3%
SEK	<b>12,8</b>	-2,0%	0,4%	-1,7%	-0,4%	6,5%
DKK	<b>18,4</b>	3,1%	0,1%	1,3%	2,2%	11,2%
NOK	<b>14,0</b>	4,7%	0,3%	-0,8%	2,1%	8,7%
JPY	<b>1,12</b>	6,1%	0,9%	4,8%	4,0%	18,7%



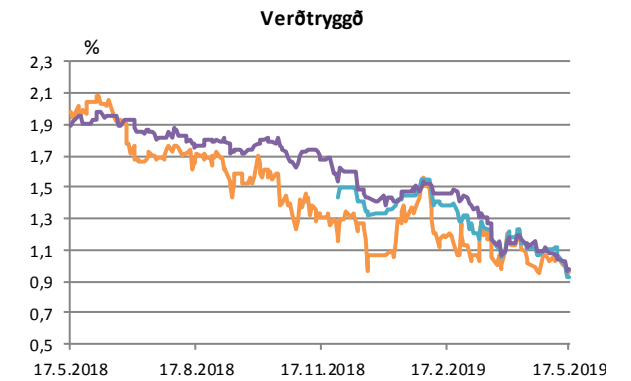
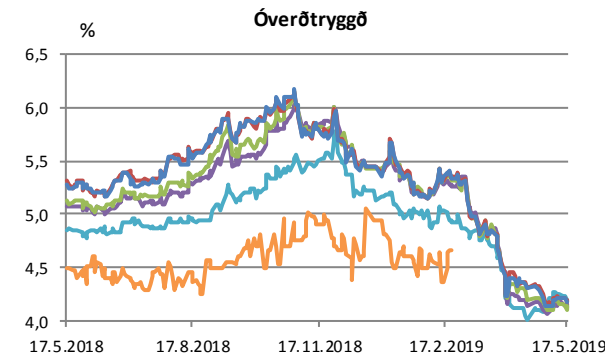
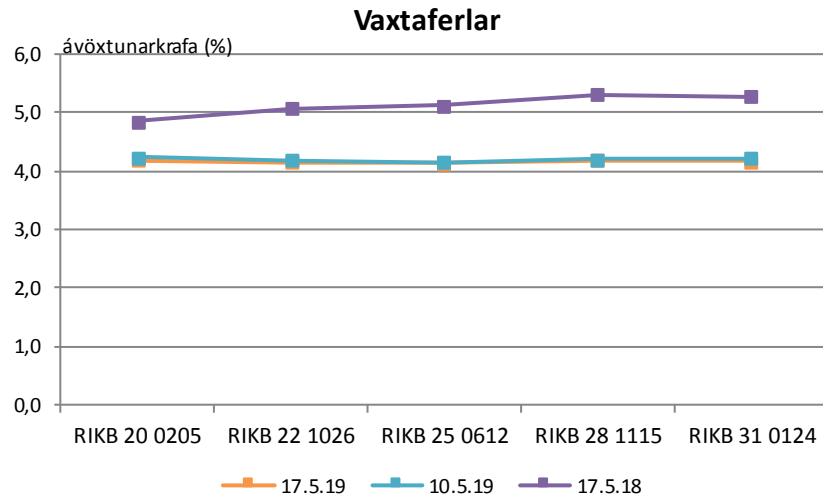
Miðgengi Seðlabanka Íslands. Heimild: Kodiac



# Ríkisbréf

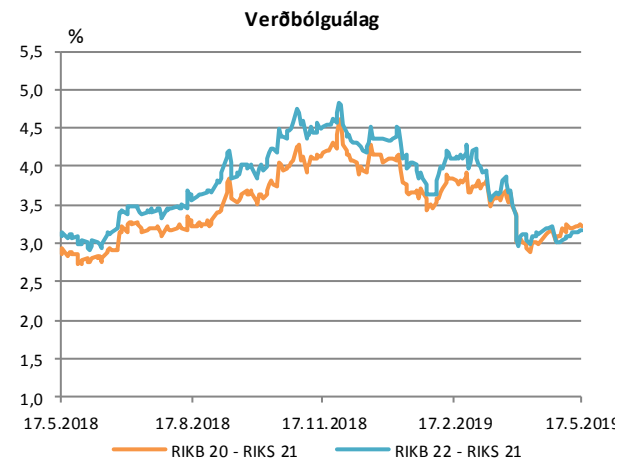
	verð	krafa	velta (ma.kr./viku)	Breyting síðan ...				
				árm.	1V	1M	3M	12M
RIKB 20 0205	101,39	4,19	0,7	-0,93	-0,05	0,18	-0,84	-0,66
RIKB 22 1026	109,70	4,15	1,7	-1,29	-0,04	0,00	-1,13	-0,93
RIKB 25 0612	120,35	4,13	1,1	-1,30	-0,03	-0,07	-1,19	-1,00
RIKB 28 1115	106,18	4,19	1,3	-1,25	-0,02	-0,11	-1,12	-1,12
RIKB 31 0124	121,19	4,17	2,2	-1,27	-0,05	-0,13	-1,19	-1,12
RIKS 21 0414	105,30	0,97	1,0	-0,10	-0,07	-0,05	-0,21	-1,02
RIKS 26 0216	103,71	0,93	1,5	-0,40	-0,13	-0,19	-0,46	
RIKS 30 0701	123,80	0,98	1,3	-0,43	-0,06	-0,14	-0,48	-0,91

Heimild: Kodiak



— RIKB 19 0226    — RIKB 20 0205    — RIKB 22 1026  
— RIKB 25 0612    — RIKB 28 1115    — RIKB 31 0124

— RIKS 21 0414    — RIKS 26 0216    — RIKS 30 0701



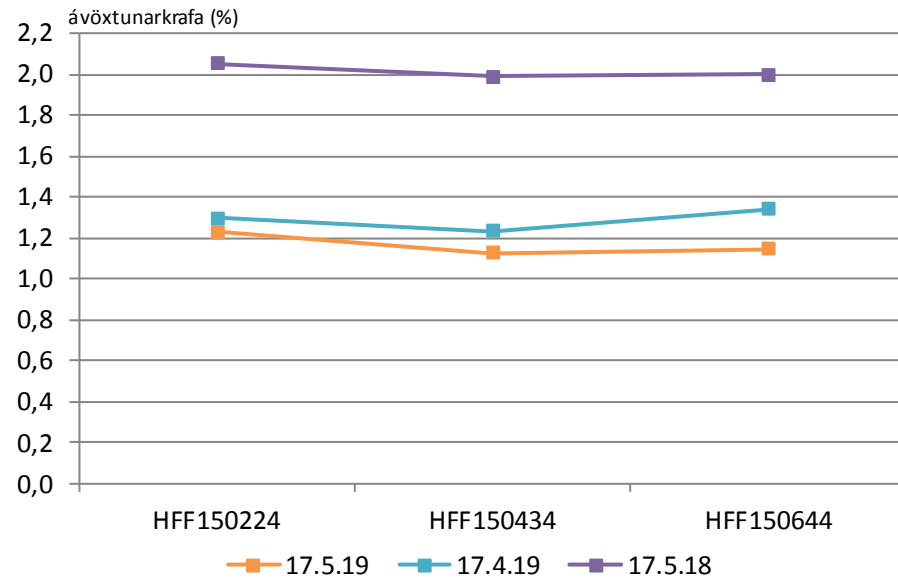
— RIKB 20 - RIKS 21    — RIKB 22 - RIKS 21

# Íbúðabréf

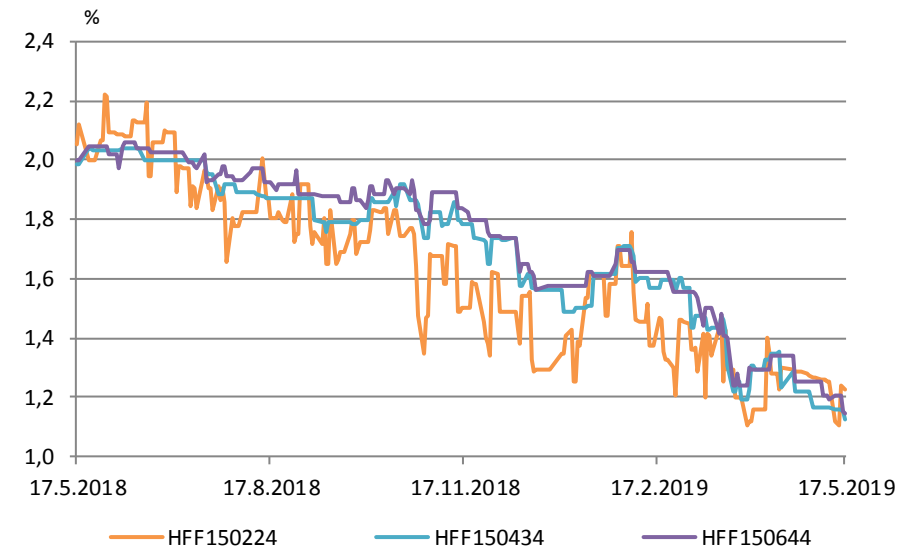
	verð	krafa	velta (ma.kr./viku)	Breyting síðan ...				
				árm.	1V	1M	3M	12M
HFF150224	106,31	1,23	0,4	-0,07	-0,02	-0,07	-0,15	-0,82
HFF150434	120,61	1,13	0,0	-0,44	-0,04	-0,11	-0,44	-0,86
HFF150644	134,20	1,15	0,0	-0,43	-0,04	-0,19	-0,48	-0,85

Heimild: Kodiak

## Vaxtaferlar



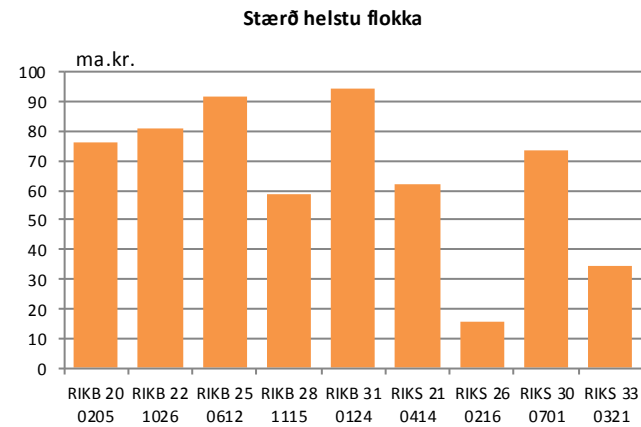
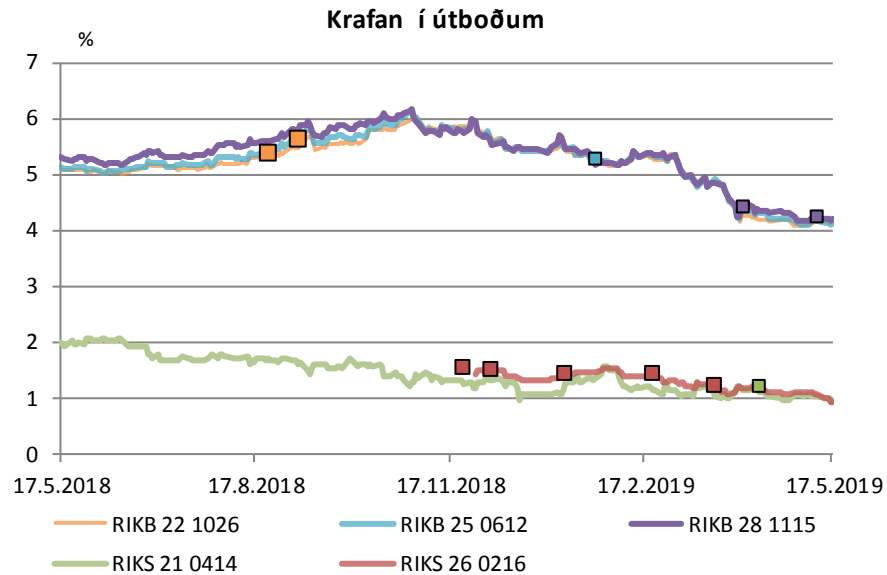
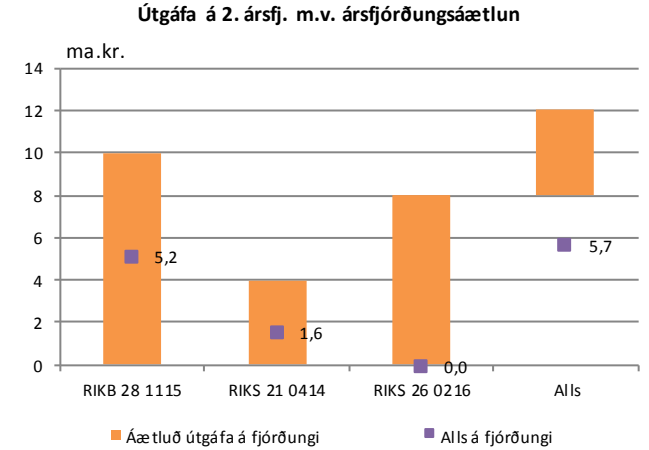
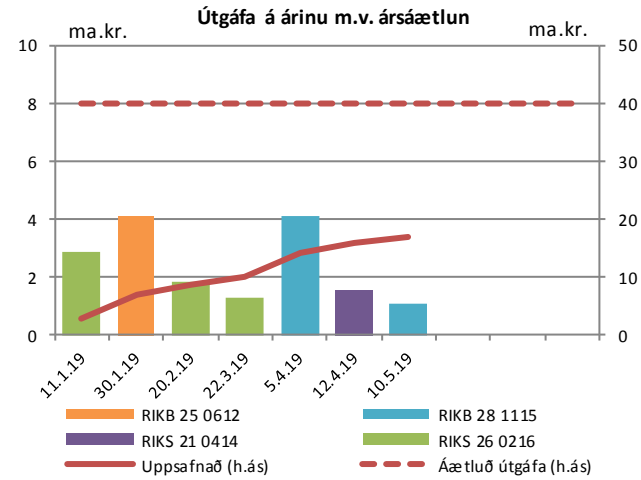
## Þróun á kröfu



# Útboð ríkisbréfa

Seinustu útboð		Tilboð	Samþykkt	Verð	Krafa
Dags	Flokkur				
10.5.19	RIKB 28 1115	3,9	1,0	105,70	4,25
12.4.19	RIKS 21 0414	12,8	1,5	105,05	1,22
5.4.19	RIKB 28 1115	4,1	3,9	104,40	4,42
22.3.19	RIKS 26 0216	4,4	1,3	101,90	1,21
21.2.19	RIKS 26 0216	2,6	1,9	100,59	1,41
25.1.19	RIKB 25 0612	7,3	3,6	114,37	5,27

Að nafnvirði (ma.kr.) Heimild: Lánamál Ríkisins



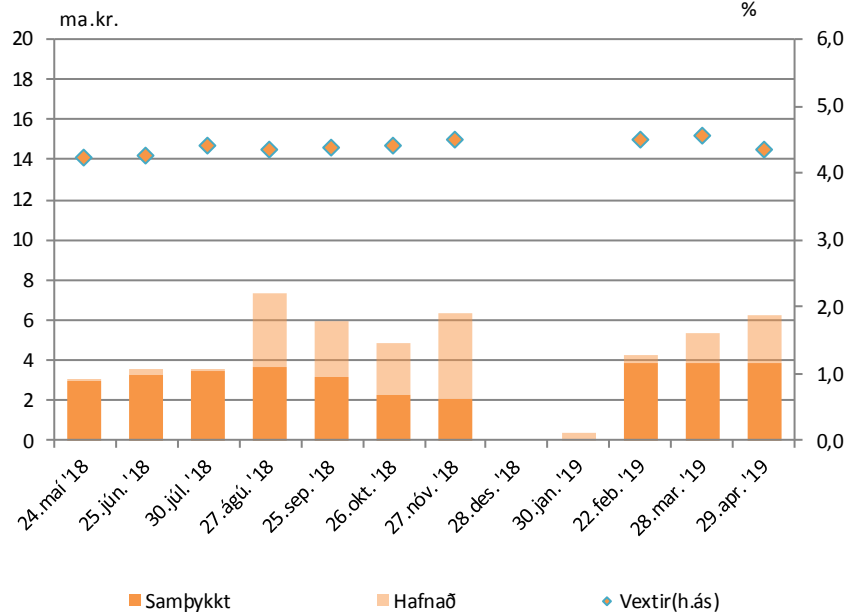


# Útboð ríkisvixla

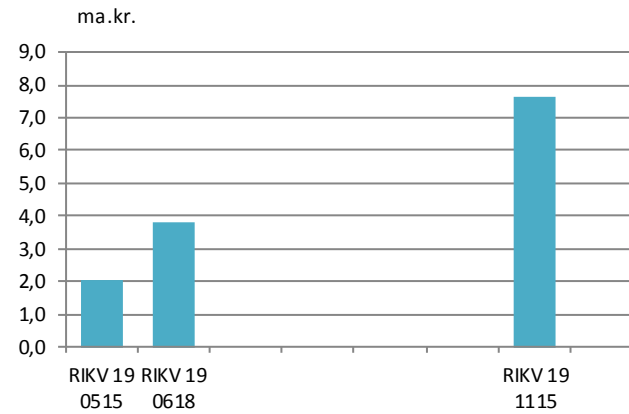
Dags.	Flokkur	Samþykkt	Vextir
29.04.19	RIKV 19 11/15	3,8	4,35
28.03.19	RIKV 19 11/15	3,8	4,56
22.02.19	RIKV 19 0618	3,8	4,50
30.01.19	RIKV 19 0515	0,0	-
28.12.19		<i>hætt við</i>	
27.11.18	RIKV 19 0515	2,0	4,50

Heimild: Lánamál ríkisins

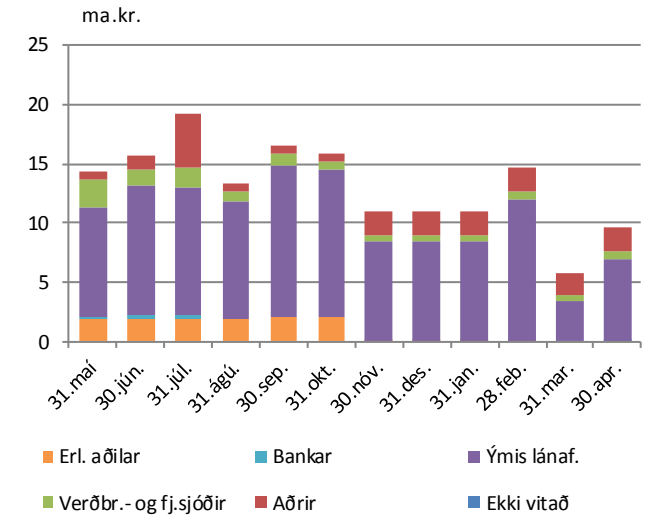
## Niðurstaða útboða



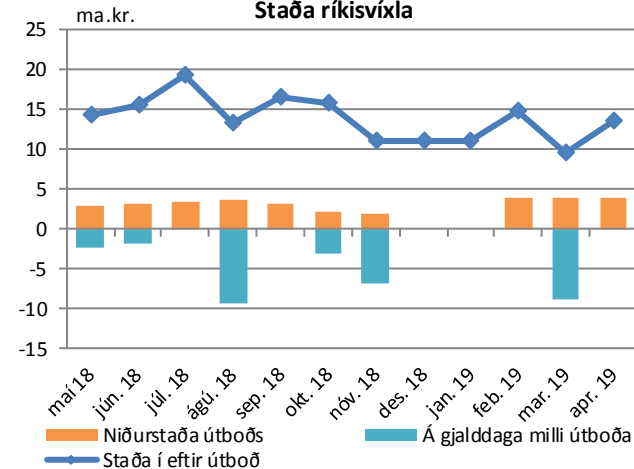
## Útistandandi ríkisvixlar



## Eigendaskipting



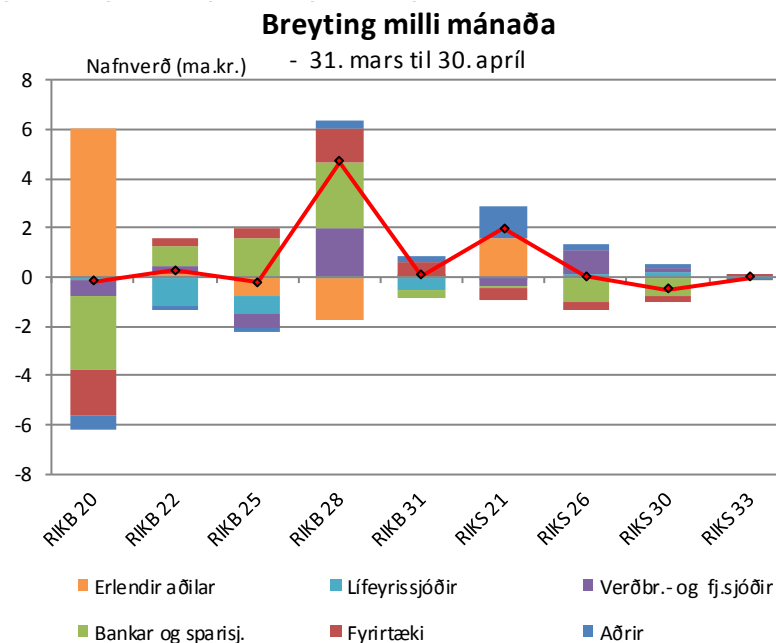
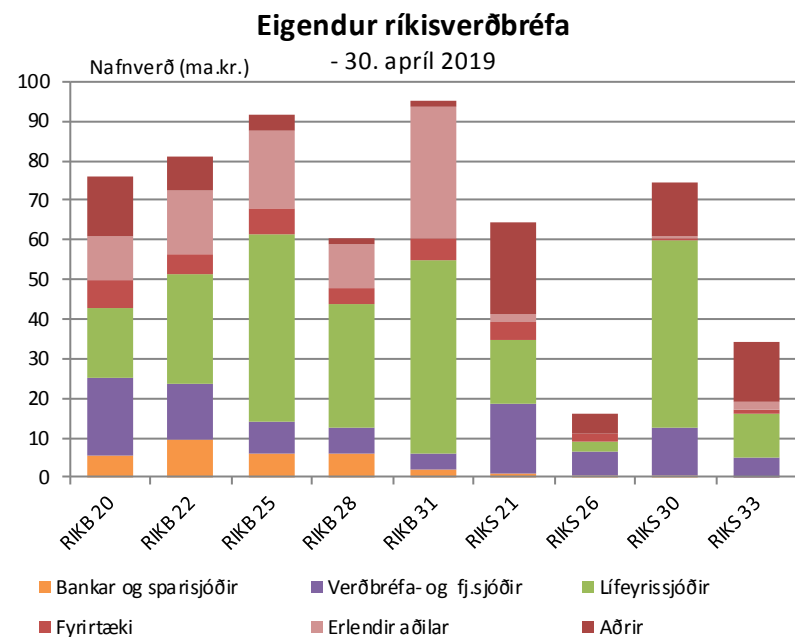
## Staða ríkisvixla



# Eigendaskipti ríkisbréfa

	Eigendaskipting (ma.kr.)									
	RIKB 20	RIKB 22	RIKB 25	RIKB 28	RIKB 31	RIKS 21	RIKS 26	RIKS 30	RIKS 33	Alls
Bankar og sparisjóðir	5,5	9,3	5,9	5,9	1,9	1,1	0,5	0,3	0,1	30,4
Verðbréfa- og fj.sjóðir	19,9	14,2	8,2	6,8	3,9	17,5	6,0	12,4	4,9	93,9
Lífeyrissjóðir	17,2	27,5	47,1	31,2	49,1	16,1	2,4	46,9	11,0	248,5
Fyrirtæki	7,4	5,2	6,8	4,0	5,4	4,3	2,3	1,0	1,1	37,5
Aðrir	15,3	8,9	3,7	1,3	1,3	23,4	4,8	14,0	15,1	87,9
Erlendir aðilar	10,8	16,0	19,8	11,1	33,4	1,9	0,0	0,0	2,0	95,1
Nafnverð alls (ma.kr.)	76,2	81,3	91,5	60,3	94,9	64,4	16,0	74,7	34,2	593,3

Heimild: Lánamál ríkisins

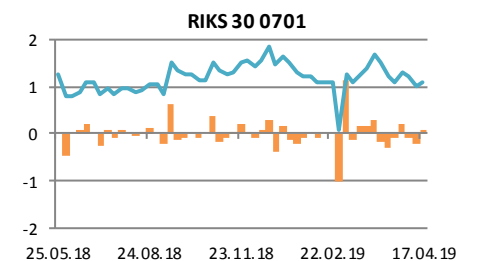
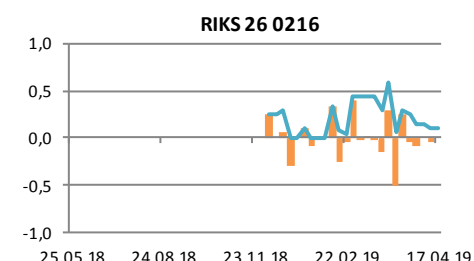
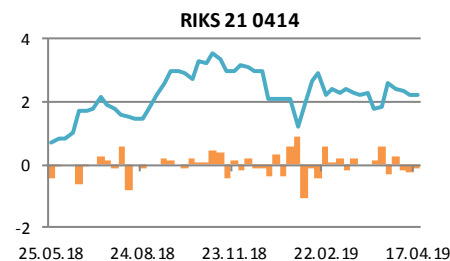
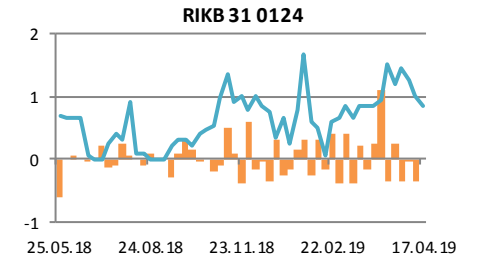
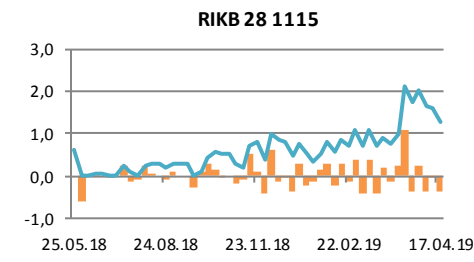
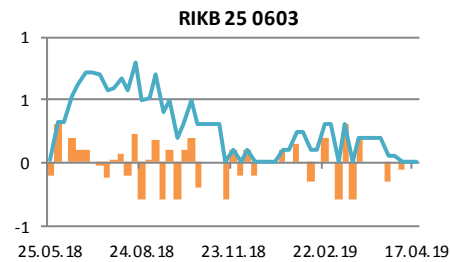
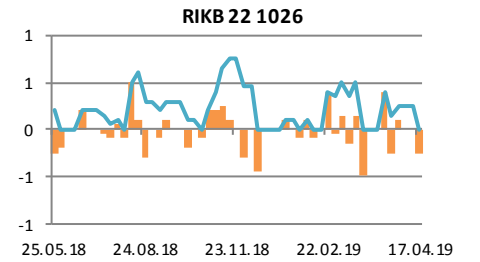
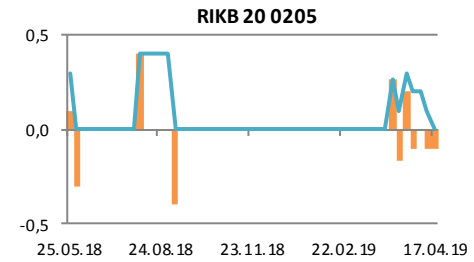
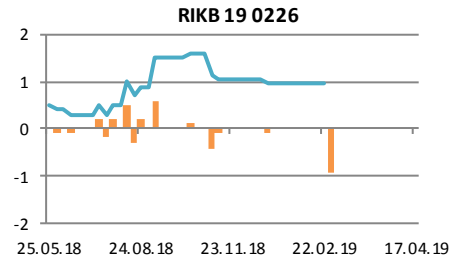
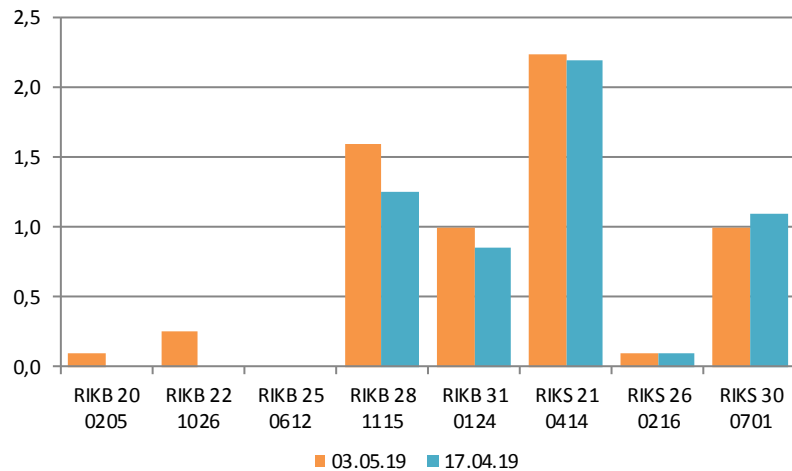


# Verðbréfalán

Flokkur	Nafnverð (m.kr.)	Breyting síðan				
		1V	4V	12V	26V	52V
RIKB 20 0205	0	-100	-300	0	0	-300
RIKB 22 1026	0	-250	-150	-350	-750	-200
RIKB 25 0612	0	0	-50	-300	-100	-25
RIKB 28 1115	1.250	-350	-500	150	450	650
RIKB 31 0124	850	-150	-350	200	-150	150
RIKS 21 0414	2.191	-50	-389	-197	-789	1.491
RIKS 26 0216	100	0	-150			
RIKS 30 0701	1.100	100	0	1.000	-400	-150

Heimild: Lánamál Ríkisins

## Breyting milli vikna



Innihald og form skjals þessa er unnið af starfsmönnum Hagfræðideildar Landsbankans hf. (hagfraedideild@landsbankinn.is) og byggist á aðgengilegum opinberum upplýsingum á þeim tíma sem greiningin var unnin. Mat á þeim upplýsingum endurspeglar skoðanir starfsmanna Hagfræðideildar Landsbankans á þeim degi þegar greiningin er dagsett, en þær geta breyst án fyrirvara.

Landsbankinn hf. og starfsfólk hans taka ekki ábyrgð á viðskiptum sem byggð eru á þeim upplýsingum og skoðunum sem hér eru settar fram.

Bent skal á að Landsbankinn hf. getur á hverjum tíma haft beinna eða óbeinna hagsmuna að gæta, ýmist sjálfur, dótturfélög hans eða fyrir hönd viðskiptamanna, s.s. sem fjárfestir, lánardrottinn eða þjónustuaðili. Greiningar eru engu að síður unnar sjálfstætt af Hagfræðideild Landsbankans og innan Landsbankans eru í gildi reglur um aðskilnað starfssviða sem eru aðgengilegar á vef bankans.

