



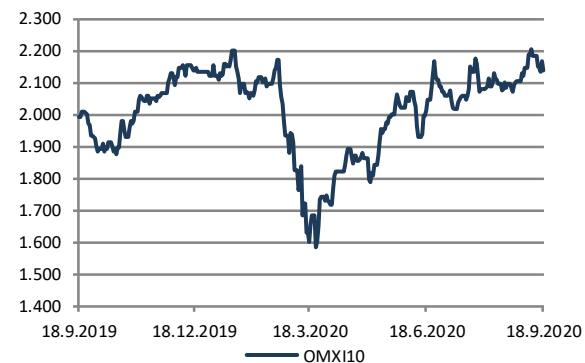
Vikubyrjun
Innlendar markaðsupplýsingar
21. september 2020

Hlutabréf

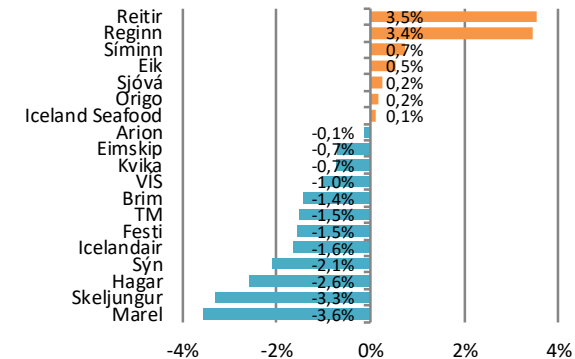
Félag	Verð	Velta (m.kr.)	Breyting síðan ...				
			áramót	1V	1M	3M	12M
OMX10	2139,1	6.726	0,9%	-2,0%	2,8%	6,3%	7,4%
Marel	700,0	1.197	15,9%	-3,6%	0,0%	3,2%	22,3%
Icelandair	1,2	19	-84,1%	-1,6%	1,7%	-32,2%	-82,2%
Eimskip	139,0	33,6	-26,6%	-0,7%	1,8%	4,9%	-20,1%
Brim	41,2	25,4	8,2%	-1,4%	-1,9%	5,5%	17,8%
Iceland Seafooc	8,6	24	-13,7%	0,1%	0,8%	3,3%	-10,9%
Hagar	49,1	522	12,1%	-2,6%	-0,4%	-1,8%	26,9%
Festi	143,0	371	10,4%	-1,5%	0,4%	9,2%	14,9%
Skeljungur	8,2	166	2,4%	-3,3%	-2,7%	-1,4%	13,3%
Sýn	30,3	13	-13,4%	-2,1%	27,6%	20,7%	16,3%
Síminn	6,9	558	29,2%	0,7%	5,9%	14,4%	50,2%
Origo	30,0	49	15,4%	0,2%	0,2%	-1,0%	32,1%
Arion	76,3	1.249	-11,6%	-0,1%	9,4%	19,9%	-1,6%
Kvika	10,6	245	0,3%	-0,7%	5,6%	10,2%	3,5%
Sjóvá	20,7	152	10,7%	0,2%	3,0%	4,3%	26,6%
VÍS	10,7	331	-1,8%	-1,0%	5,7%	3,6%	-5,8%
TM	35,3	395	-0,5%	-1,5%	1,4%	4,8%	12,1%
Reginn	16,5	200	-24,3%	3,4%	8,2%	-2,9%	-18,0%
Reitir	46,9	845	-33,8%	3,5%	-0,2%	-11,7%	-34,6%
Eik	7,3	331	-10,8%	0,5%	16,1%	2,1%	-6,5%

Leiðrétt fyrir arðgreiðslum. Heimild: Kodiak, útreikningar Hagfræðideildar

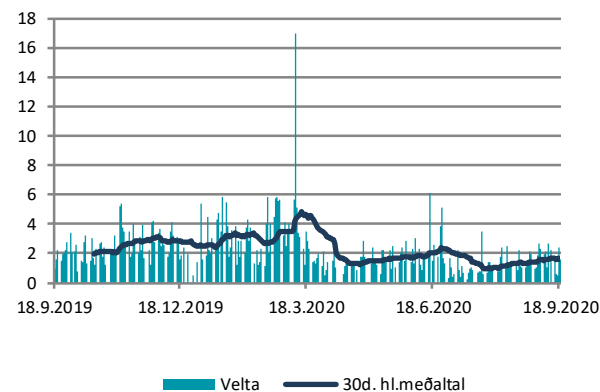
Úrvalsvisitalan



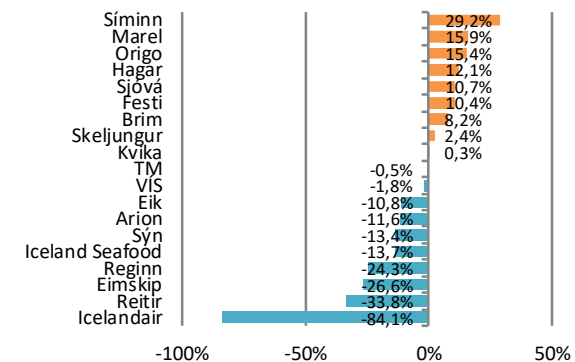
Breyting í vikunni



Velta



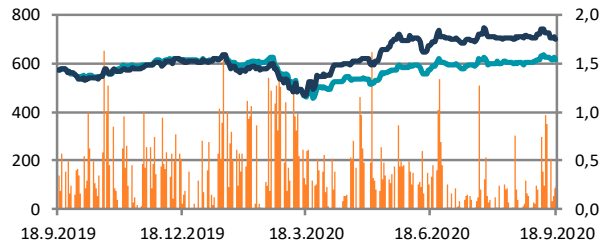
Frá áramótum



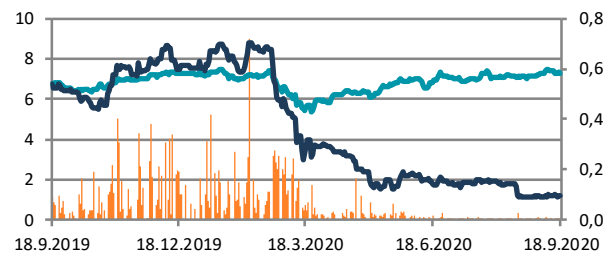
Hlutabréf

— Velta (h.ás, ma.kr./dag)
— Verð
— OMXI10

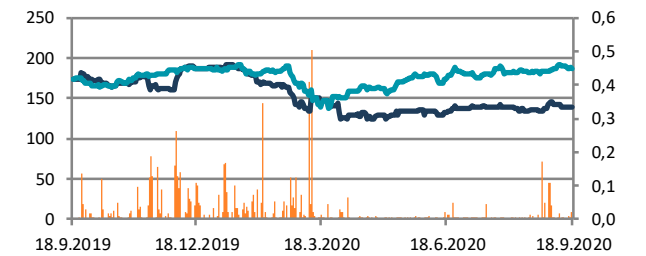
Marel



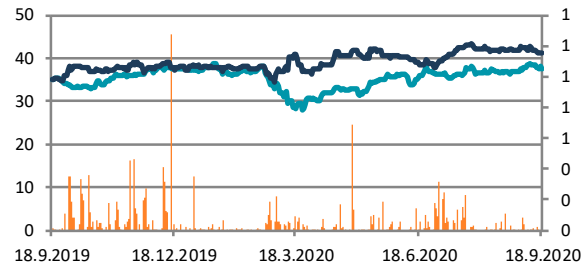
Icelandair



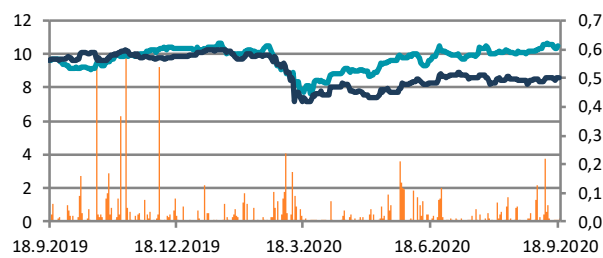
Eimskip



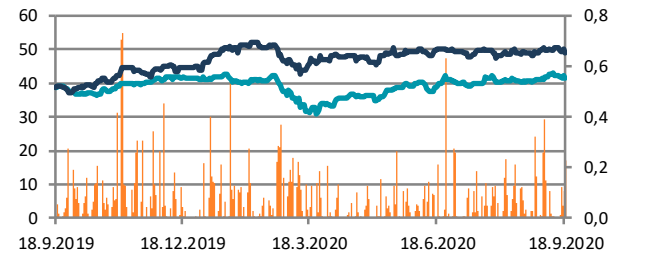
Brim



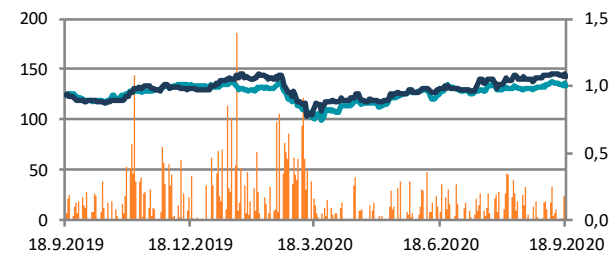
Iceland Seafood



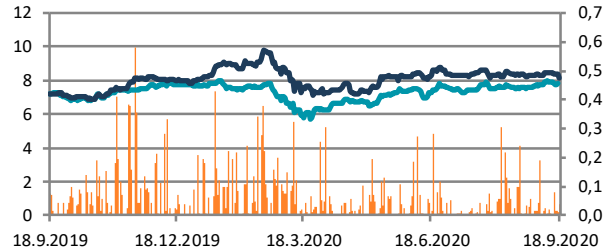
Hagar



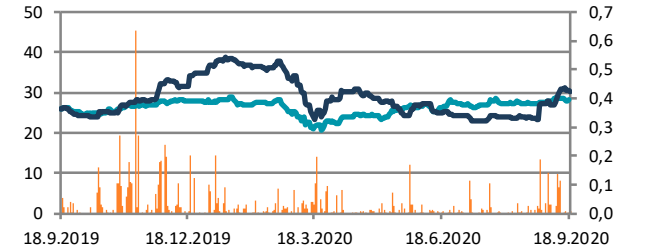
Festi



Skeljungur



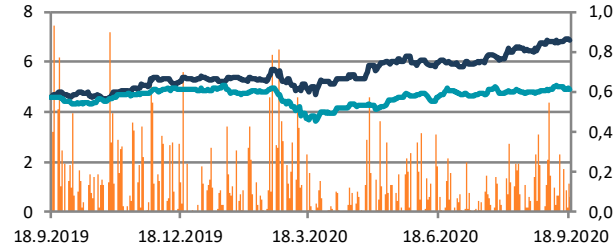
Sýn



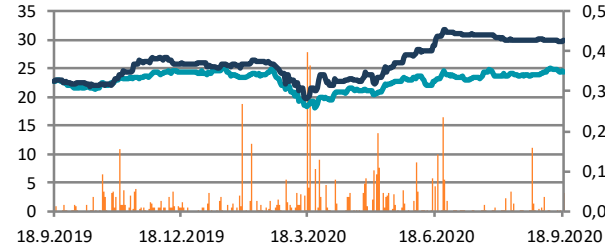
Hlutabréf

— Velta (h.ás, ma.kr./dag)
— Verð
— OMXI10

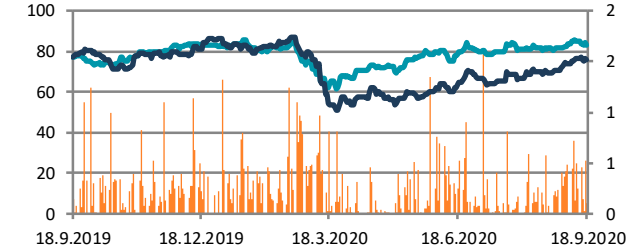
Síminn



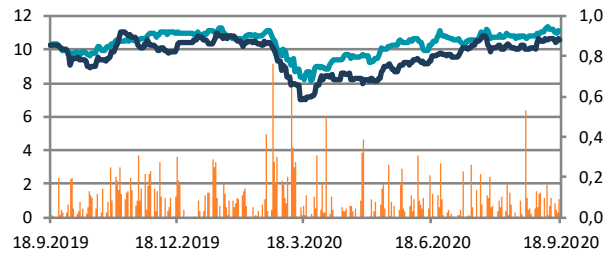
Origo



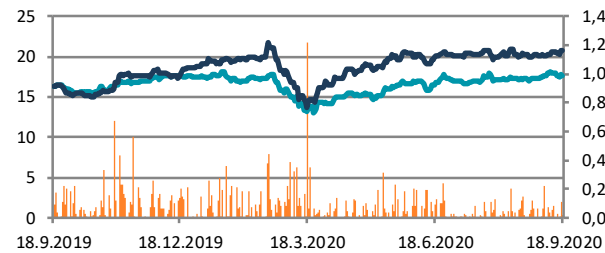
Arion



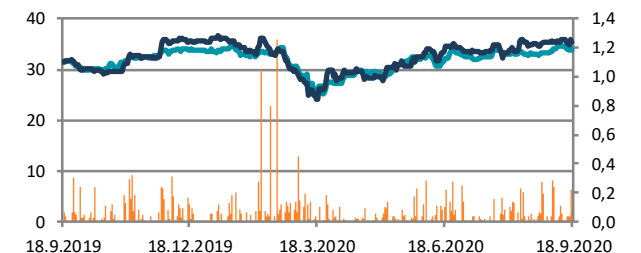
Kvika



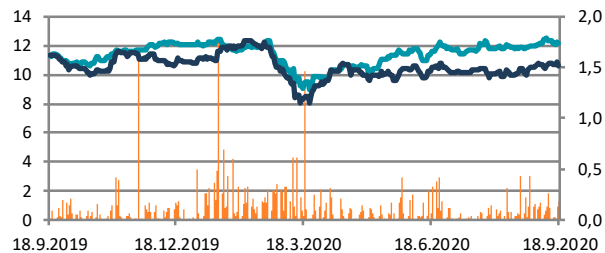
Sjóvá



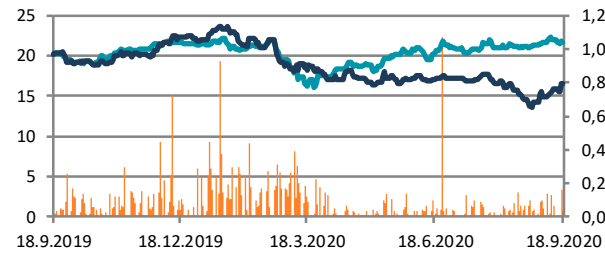
TM



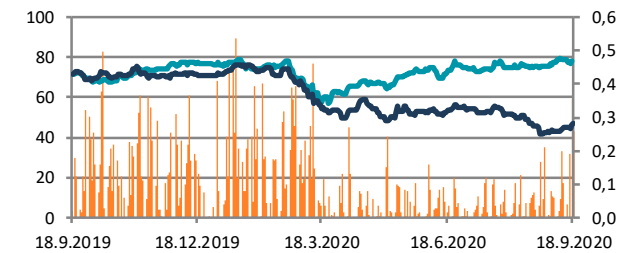
VÍS



Reginn

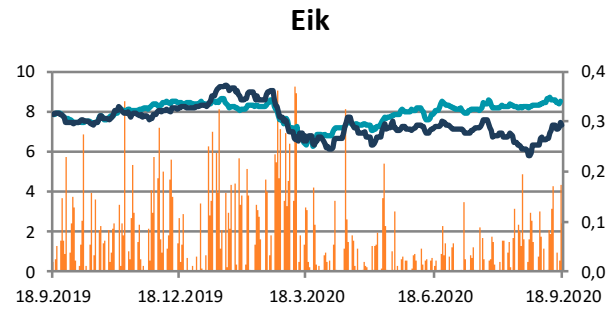


Reitir



Hlutabréf

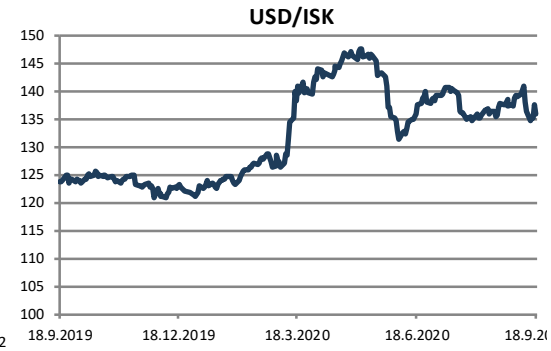
— Velta (h.ás, ma.kr./dag)
— Verð
— OMXI10



Gjaldeyrismarkaðurinn

Gengi ISK	18.sep	áramót	Breyting síðan ...			
			1V	1M	3M	12M
GVT	206,9	15,2%	-0,4%	-0,3%	3,9%	14,7%
EUR	160,8	18,4%	-0,6%	-0,3%	5,2%	17,5%
USD	135,9	12,2%	-0,4%	0,3%	0,0%	9,7%
GBP	176,1	10,5%	0,6%	-1,4%	3,7%	14,1%
SEK	15,5	19,0%	-0,9%	-0,9%	6,3%	21,4%
DKK	21,6	18,9%	-0,6%	-0,2%	5,4%	18,0%
NOK	15,0	8,5%	-1,1%	-2,6%	4,1%	8,2%
JPY	1,30	16,7%	1,3%	1,5%	2,6%	13,8%

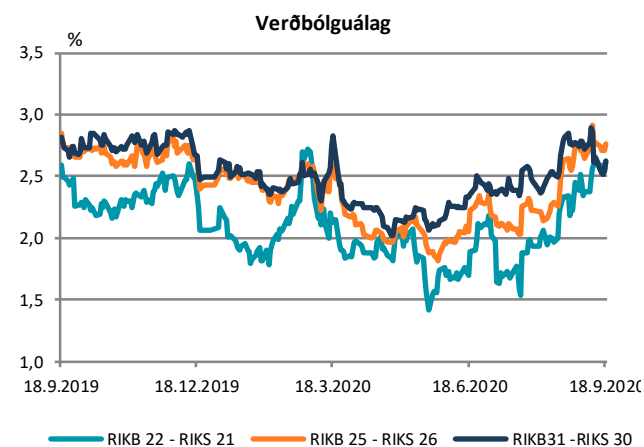
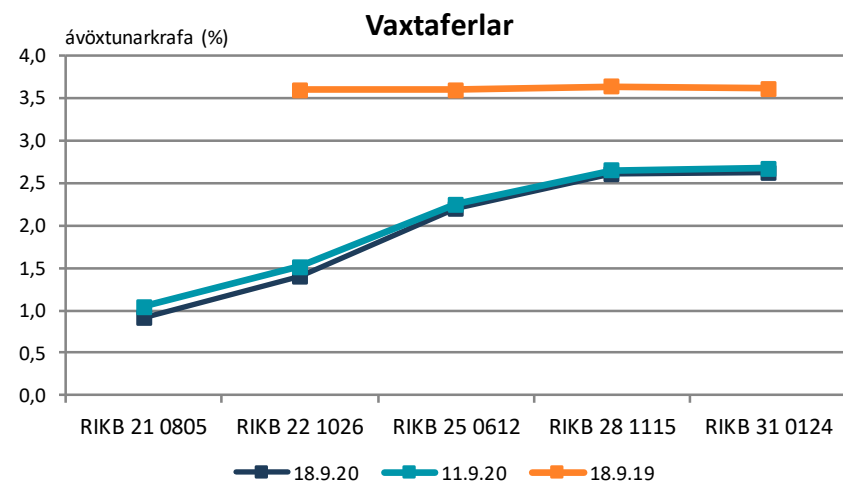
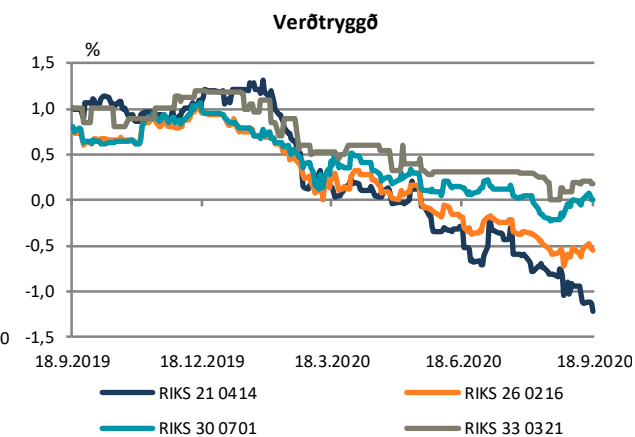
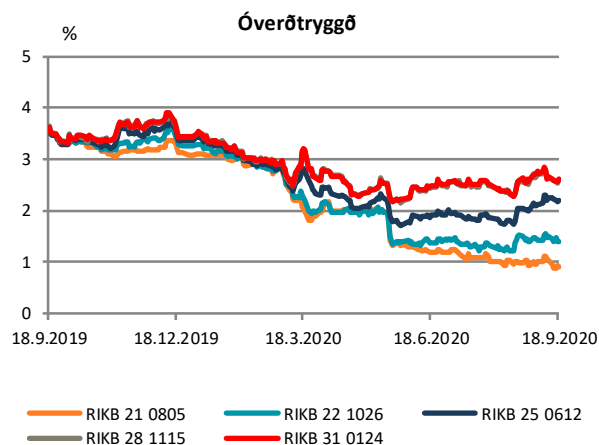
Miðgengi Seðlabanka Íslands. Heimild: Kodiak



Ríkisbréf

	verð	krafa	velta (ma.kr./viku)	Breyting síðan ...				
				árm.	1V	1M	3M	12M
RIKB 21 0805	102,22	0,92	2,6	-2,15	-0,12	-0,10	-0,28	
RIKB 22 1026	111,97	1,40	1,2	-1,86	-0,11	0,02	0,03	-2,20
RIKB 25 0612	125,69	2,21	2,2	-1,16	-0,05	0,43	0,34	-1,39
RIKB 28 1115	117,39	2,60	2,1	-0,84	-0,05	0,28	0,17	-1,04
RIKB 31 0124	134,67	2,63	1,2	-0,82	-0,05	0,29	0,16	-0,99
RIKS 21 0414	102,84	-1,22	0,2	-2,41	-0,08	-0,41	-0,90	-2,24
RIKS 26 0216	111,30	-0,55	1,4	-1,49	-0,04	-0,02	-0,37	-1,31
RIKS 30 0701	131,69	0,01	1,2	-0,94	-0,01	0,21	-0,12	-0,80
RIKS 33 0321	134,85	0,18	0,0	-1,01	-0,03	-0,02	-0,14	-0,84

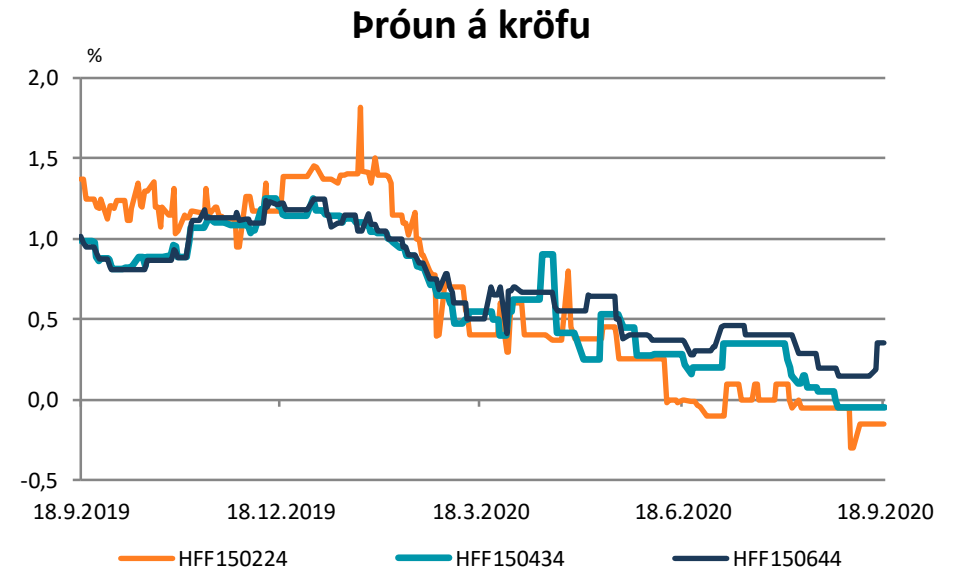
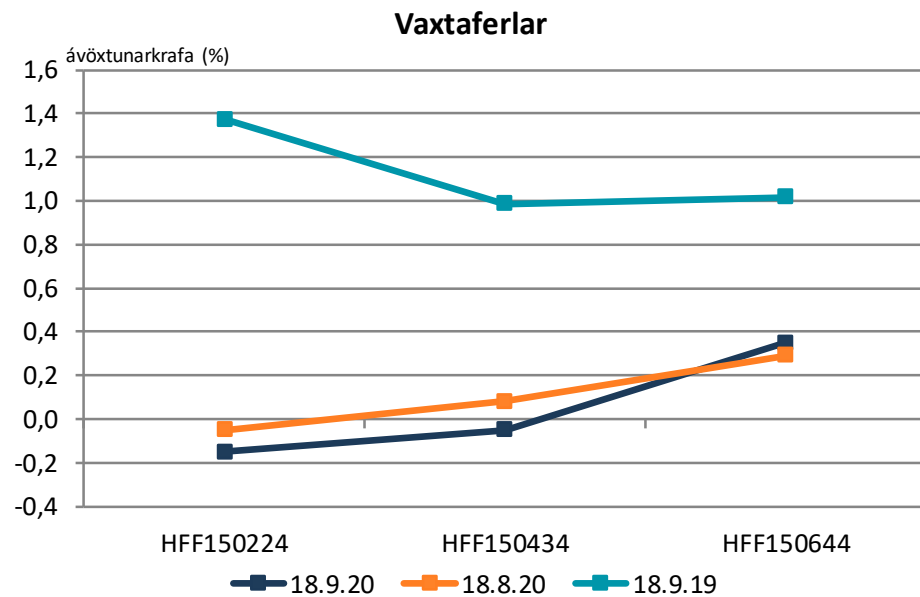
Heimild: Kodiak



Íbúðabréf

	verð	krafa	velta (ma.kr./viku)	árm.	Breyting síðan ...			
					1V	1M	3M	12M
HFF150224	107,56	-0,15	0,0	-1,54	0,00	-0,10	-0,15	-1,52
HFF150434	128,26	-0,05	0,0	-1,20	0,00	-0,13	-0,33	-1,04
HFF150644	145,31	0,35	0,1	-0,83	0,20	0,06	-0,02	-0,67

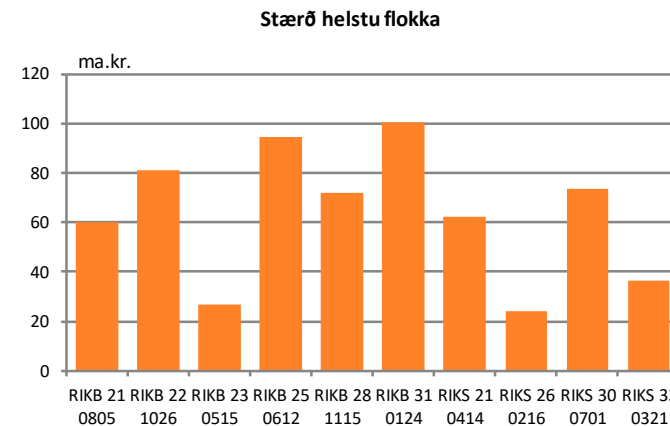
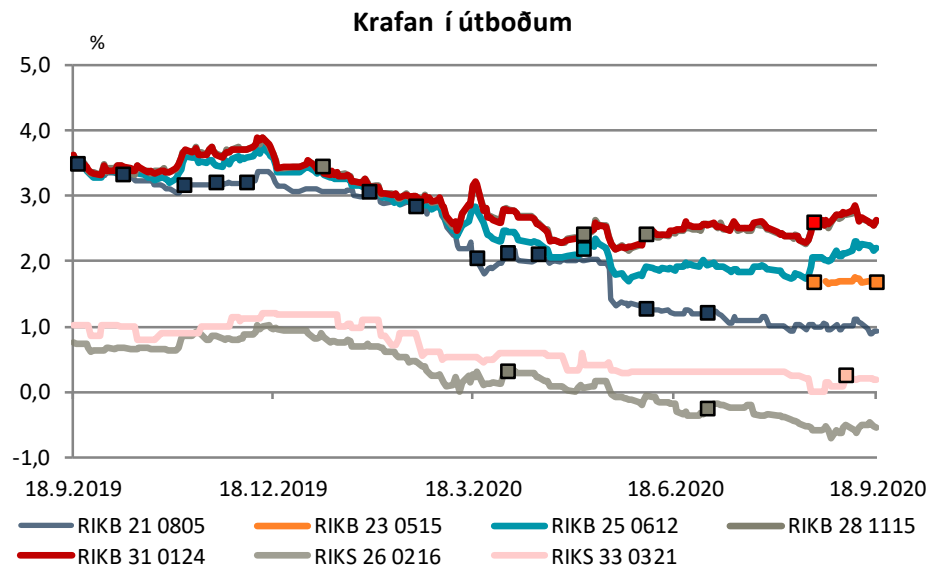
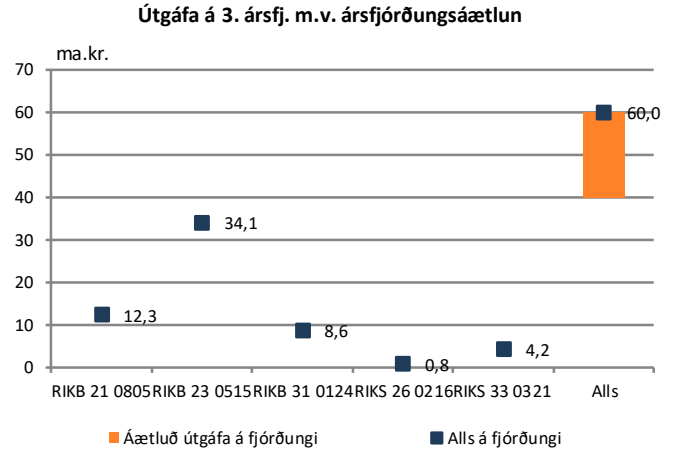
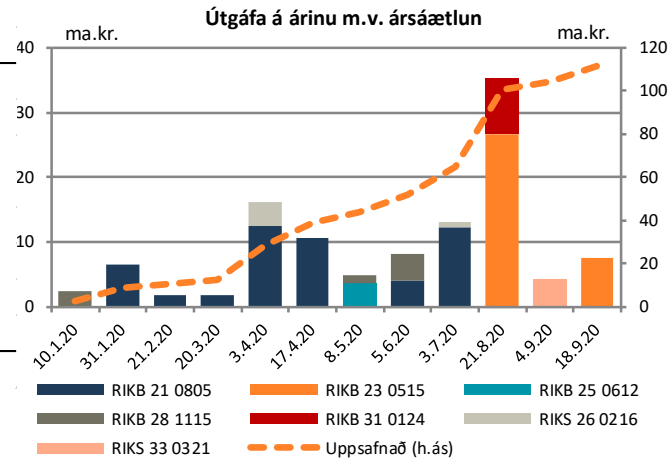
Heimild: Kodiak



Útboð ríkisbréfa

Seinustu útboð					
Dags	Flokkur	Tilboð	Samþykkt	Verð	Krafa
18.9.20	RIKB 23 0515	16,7	7,5	99,510	1,690
4.9.20	RIKS 33 0321	5,4	2,5	133,880	0,250
21.8.20	RIKB 23 0515	29,5	24,4	99,497	1,690
21.8.20	RIKB 31 0124	6,4	6,3	135,269	2,590
3.7.20	RIKB 21 0805	20,0	11,0	102,433	1,210
3.7.20	RIKS 26 0216	1,3	0,6	109,880	-0,247
6.5.20	RIKB 21 0805	19,5	3,6	102,530	1,270
6.5.20	RIKB 28 1115	4,7	3,5	119,500	2,410

Að nafnvirði (ma.kr.) Heimild: Lánamál Ríkisins

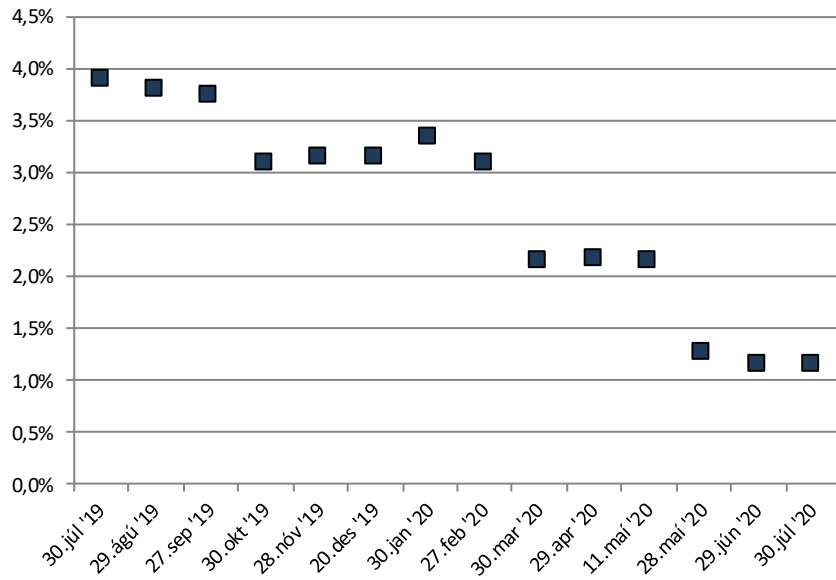


Útboð ríkisvixla

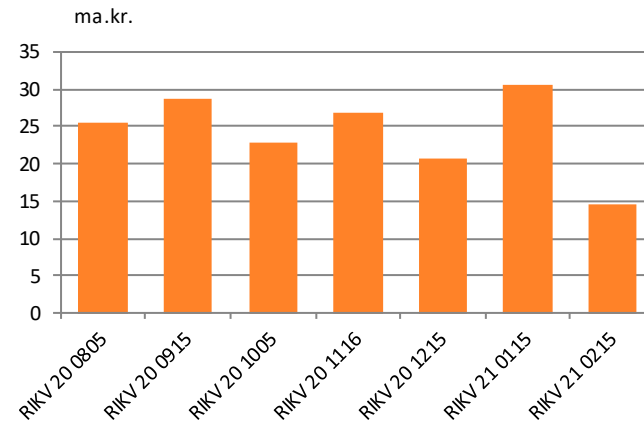
Dags.	Flokkur	Samþykkt	Vextir
30.07.20	RIKV 21 0215	14,5	1,150
29.06.20	RIKV 20 0915	28,7	1,149
28.05.20	RIKV 20 0915	28,7	1,149
28.05.20	RIKV 20 1005	22,9	1,250
28.05.20	RIKV 20 1205	20,9	1,310
11.05.20	RIKV 20 0615	35,0	2,153

Heimild: Lánamál ríkisins

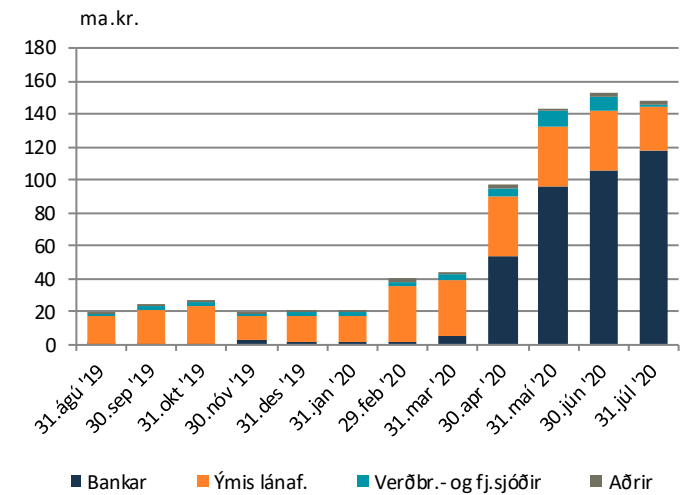
Flatir vextir (vegið meðaltal)



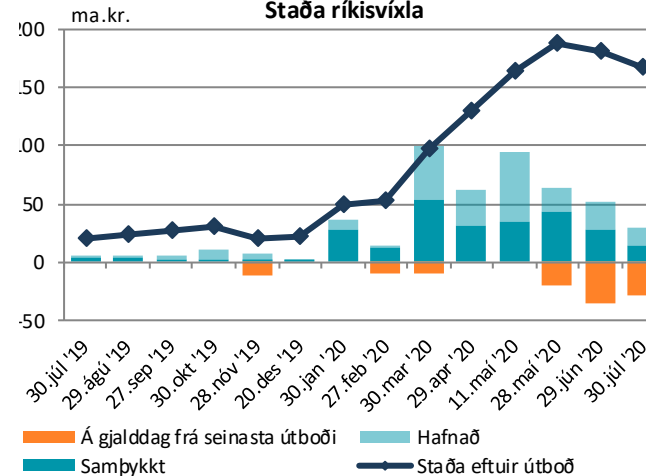
Útstandandi ríkisvixlar



Eigendaskipting



Staða ríkisvixla

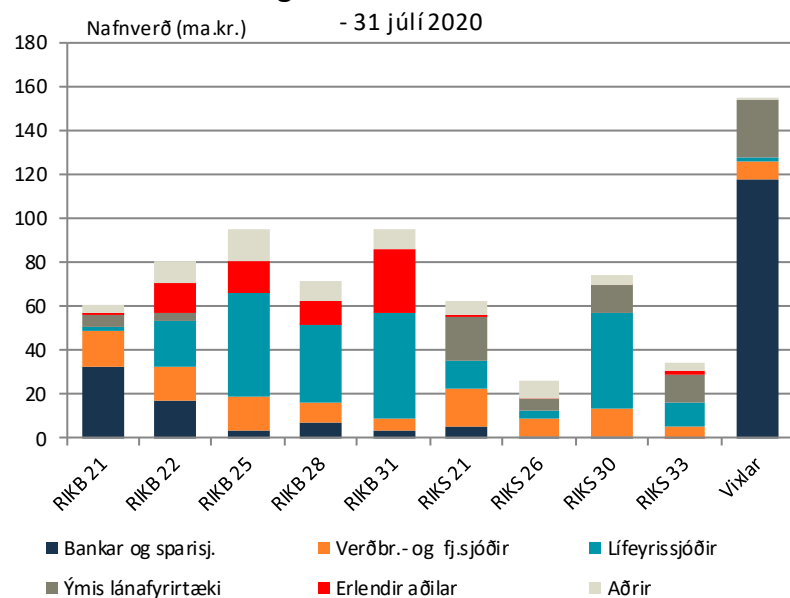


Eigendaskipti ríkisbréfa

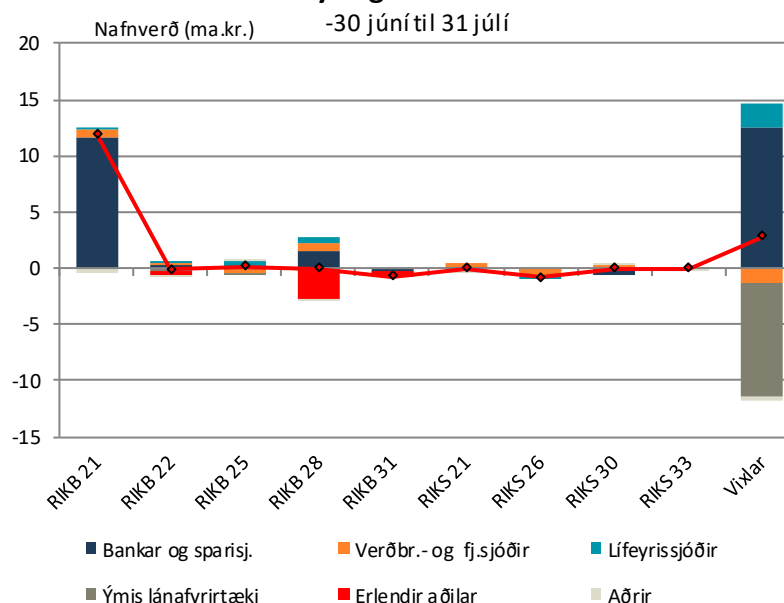
	Eigendaskipting (ma.kr.)								
	RIKB 22	RIKB 25	RIKB 28	RIKB 31	RIKS 21	RIKS 26	RIKS 30	RIKS 33	Alls
Bankar og sparisjóðir	17,2	3,2	7,2	3,5	5,1	0,9	0,6	0,0	37,8
Verðbréfa- og fj.sjóðir	15,1	15,5	9,0	5,2	17,8	8,5	12,9	5,4	89,4
Lífeyrissjóðir	21,2	47,2	35,0	48,8	12,1	3,6	43,9	11,2	223,1
Fyrirtæki	3,9	0,0	0,1	0,0	19,9	4,8	12,2	12,6	53,4
Aðrir	12,9	14,8	11,3	28,8	0,9	0,0	0,0	1,2	70,1
Erlendir aðilar	10,6	14,2	9,2	8,7	6,3	8,2	4,5	3,8	65,6
Nafnverð alls (ma.kr)	81,0	95,0	71,9	94,9	62,2	26,0	74,1	34,2	539,2

Heimild: Lánamál ríkisins

Eigendur ríkisverðbréfa



Breyting milli mánaða

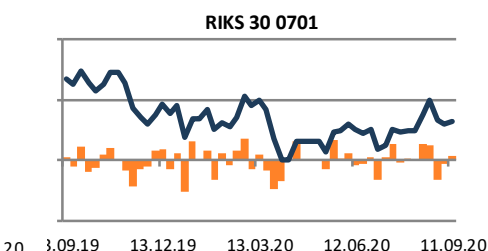
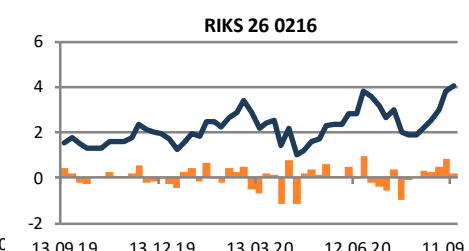
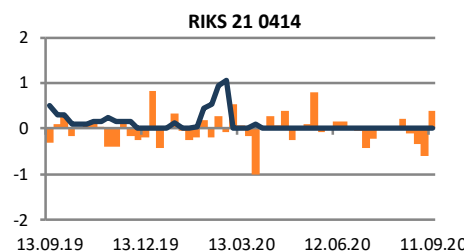
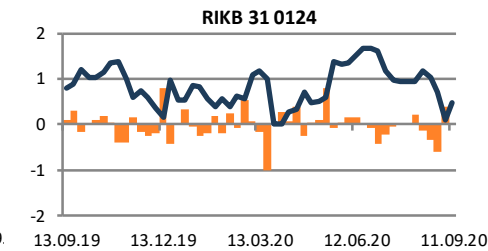
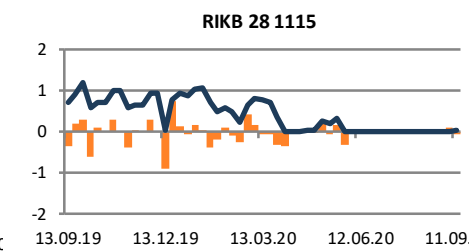
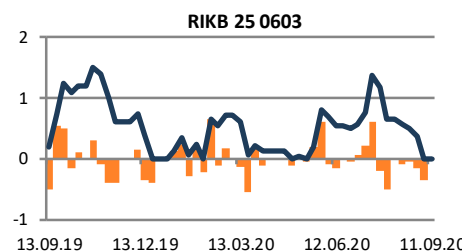
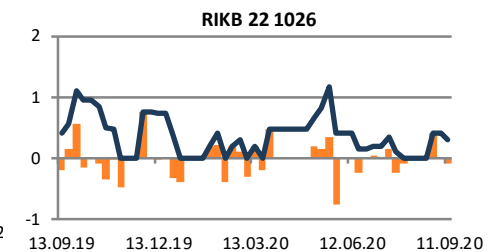
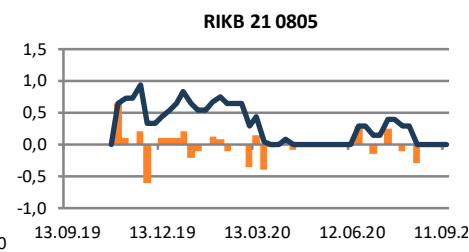
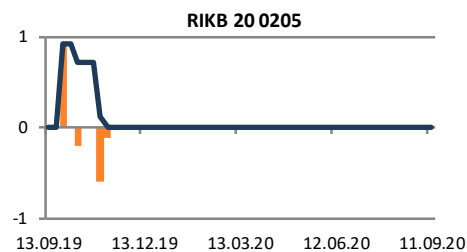
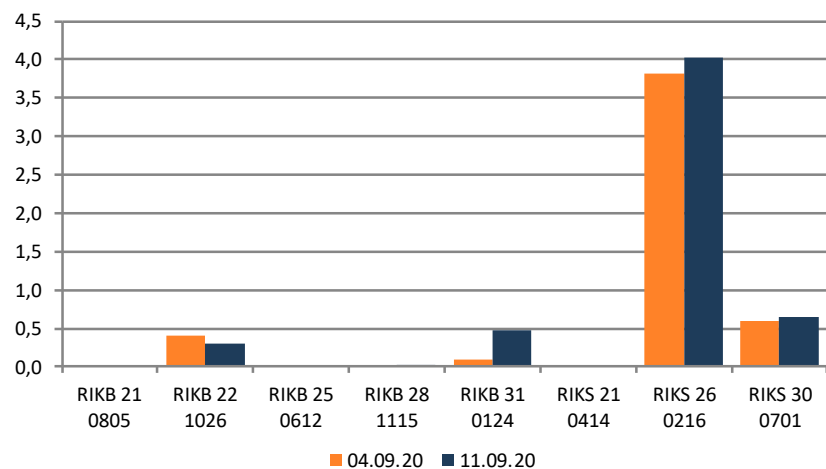


Verðbréfalán

Flokkur	Nafnverð (m.kr.)	Breyting síðan				
		1V	4V	12V	26V	52V
RIKB 21 0805	0	0	0	-300	-440	0
RIKB 22 1026	300	-100	300	150	100	-100
RIKB 25 0612	0	0	-560	-549	-600	-200
RIKB 28 1115	30	30	30	30	-736	-670
RIKB 31 0124	480	390	-690	-1.190	-700	-320
RIKS 21 0414	0	0	0	0	0	-500
RIKS 26 0216	4.025	210	1.795			
RIKS 30 0701	650	60	-90	200	-350	-700

Heimild: Lánamál Ríkisins

Breyting milli vikna



Innihald og form skjals þessa er unnið af starfsmönnum Hagfræðideildar Landsbankans hf. (hagfraedideild@landsbankinn.is) og byggist á aðgengilegum opinberum upplýsingum á þeim tíma sem greiningin var unnin. Mat á þeim upplýsingum endurspeglar skoðanir starfsmanna Hagfræðideildar Landsbankans á þeim degi þegar greiningin er dagsett, en þær geta breyst án fyrirvara.

Landsbankinn hf. og starfsfólk hans taka ekki ábyrgð á viðskiptum sem byggð eru á þeim upplýsingum og skoðunum sem hér eru settar fram.

Bent skal á að Landsbankinn hf. getur á hverjum tíma haft beinna eða óbeinna hagsmuna að gæta, ýmist sjálfur, dótturfélög hans eða fyrir hönd viðskiptamanna, s.s. sem fjárfestir, lánardrottinn eða þjónustuaðili. Greiningar eru engu að síður unnar sjálfstætt af Hagfræðideild Landsbankans og innan Landsbankans eru í gildi reglur um aðskilnað starfssviða sem eru aðgengilegar á vef bankans.

