



---

**Vikubyrjun**  
**Innlendar markaðsupplýsingar**  
**21. desember 2020**

---

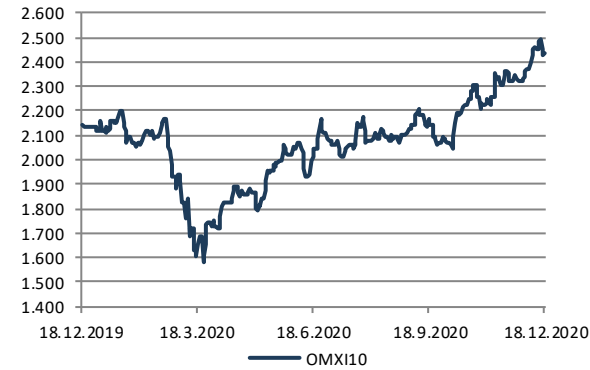
---

# Hlutabréf

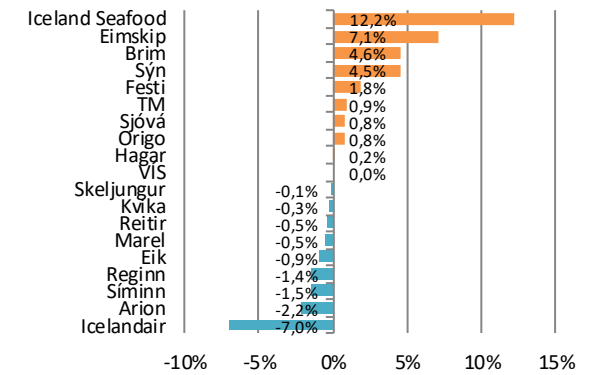
Félag	Verð	Velta (m.kr.)	Breyting síðan ...				
			áramót	1V	1M	3M	12M
OMX10	2434,8	19.722	14,8%	-0,7%	3,0%	13,8%	13,8%
Marel	750,0	1.894	24,2%	-0,5%	1,1%	7,1%	22,8%
Icelandair	1,6	1.588	-78,9%	-7,0%	13,6%	32,5%	-78,9%
Eimskip	256,0	1.357,2	35,1%	7,1%	22,5%	84,2%	36,5%
Brim	50,2	396,4	31,8%	4,6%	11,0%	21,8%	32,3%
Iceland Seafoo	12,0	1.256	20,3%	12,2%	19,5%	39,4%	21,1%
Hagar	58,6	1.765	33,8%	0,2%	9,5%	19,3%	30,9%
Festi	169,0	784	30,5%	1,8%	8,3%	18,2%	28,5%
Skeljungur	8,6	19	7,1%	-0,1%	-1,3%	4,6%	6,9%
Sýn	39,1	97	11,7%	4,5%	12,8%	29,0%	23,7%
Síminn	7,8	1.724	46,4%	-1,5%	1,0%	13,3%	48,1%
Origo	38,1	97	46,8%	0,8%	10,1%	27,2%	47,6%
Arion	90,3	4.637	4,6%	-2,2%	3,3%	18,4%	10,9%
Kvika	15,0	616	41,8%	-0,3%	9,5%	41,4%	50,0%
Sjóvá	27,9	461	48,9%	0,8%	8,0%	34,5%	56,0%
VÍS	10,6	429	-4,5%	0,0%	0,0%	3,9%	-4,5%
TM	47,9	253	34,9%	0,9%	4,7%	35,6%	34,6%
Reginn	20,6	536	-5,7%	-1,4%	9,3%	24,5%	-7,8%
Reitir	65,2	1.157	-8,0%	-0,5%	12,4%	39,0%	-9,0%
Eik	8,8	655	6,6%	-0,9%	1,9%	19,5%	7,5%

Leiðrétt fyrir arðgreiðslum. Heimild: Kodiak, útreikningar Hagfræðideildar

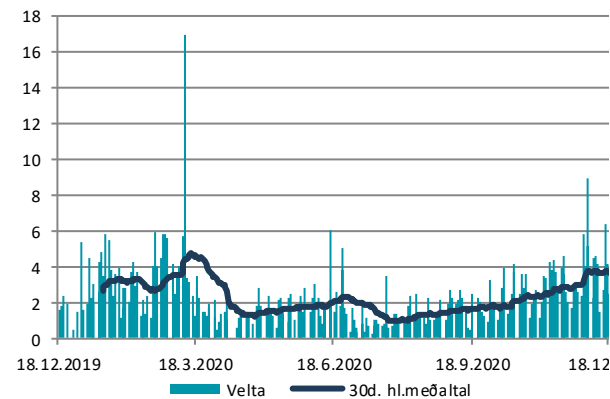
## Úrvalsvísitalan



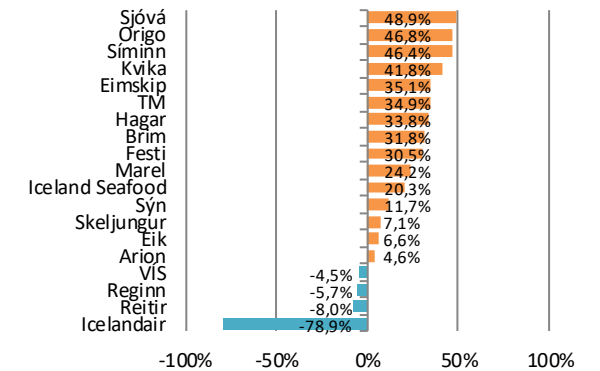
## Breyting í vikunni



## Velta



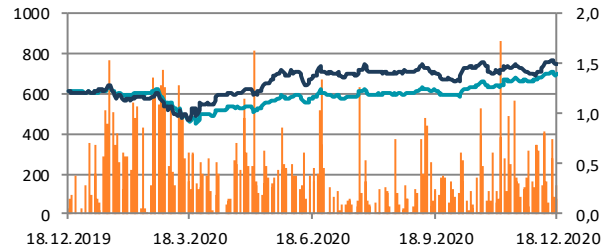
## Frá áramótum



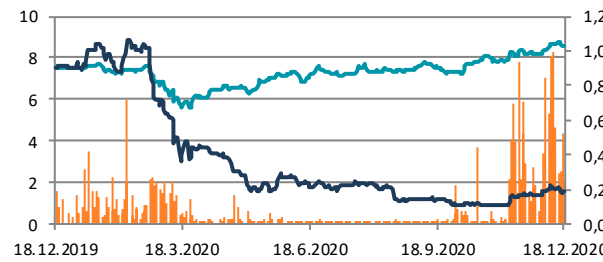
# Hlutabréf

— Velta (h.ás, ma.kr./dag)  
— Verð  
— OMXI10

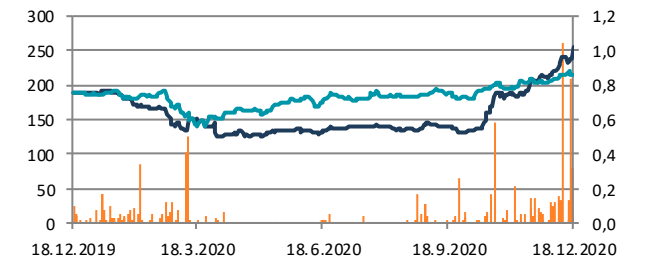
### Marel



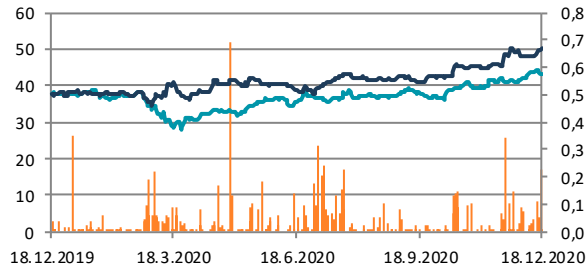
### Icelandair



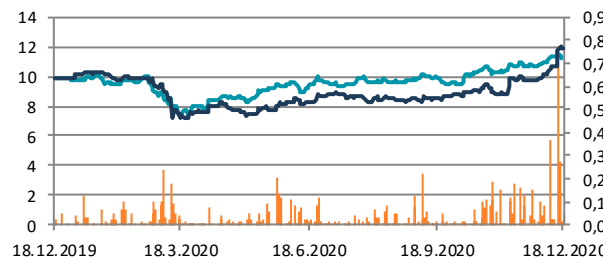
### Eimskip



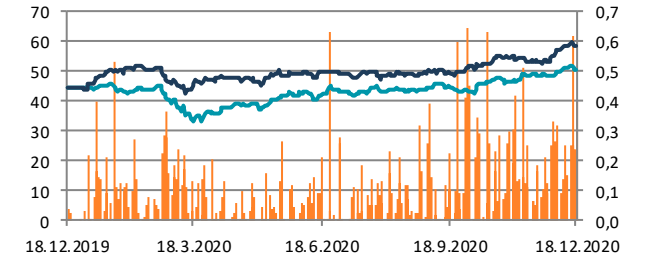
### Brim



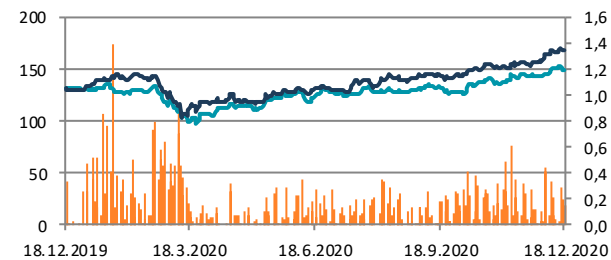
### Iceland Seafood



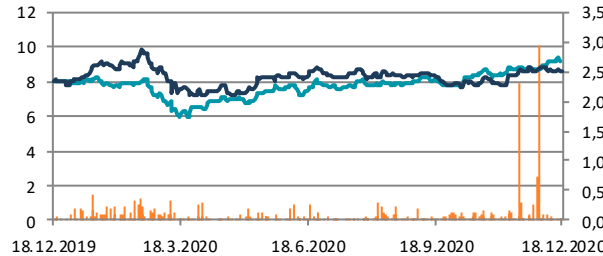
### Hagar



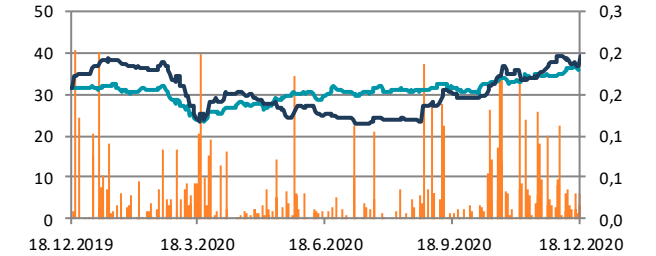
### Festi



### Skeljungur



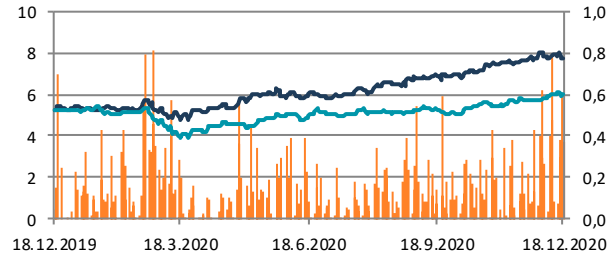
### Sýn



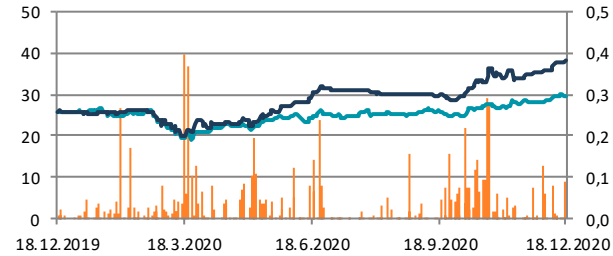
# Hlutabréf

— Velta (h.ás, ma.kr./dag)  
— Verð  
— OMXI10

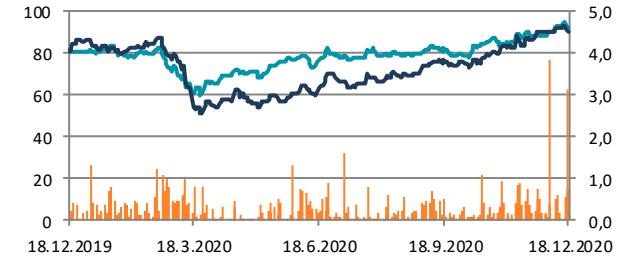
### Síminn



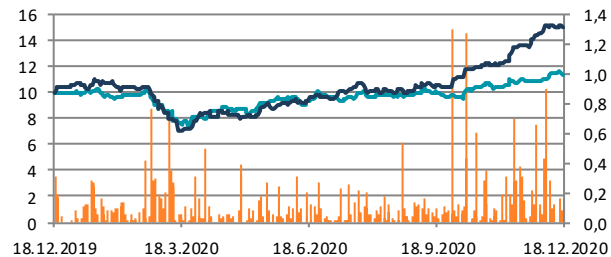
### Origo



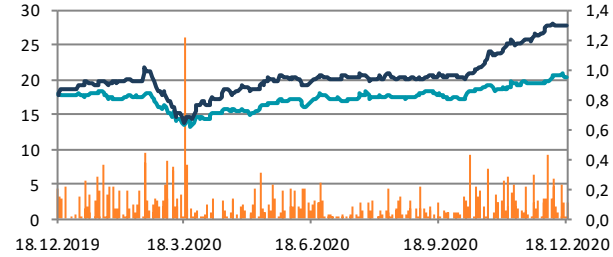
### Arion



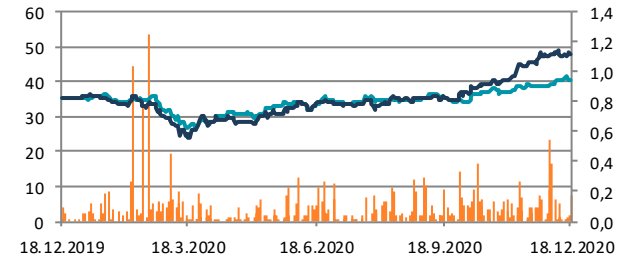
### Kvika



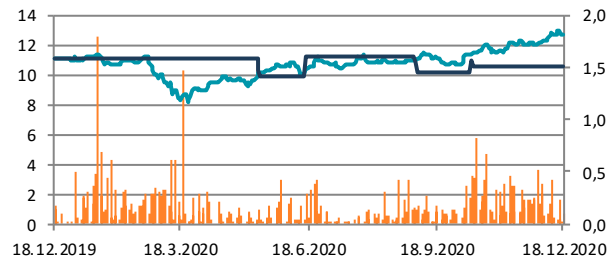
### Sjóvá



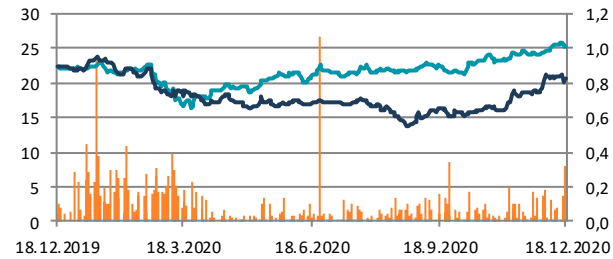
### TM



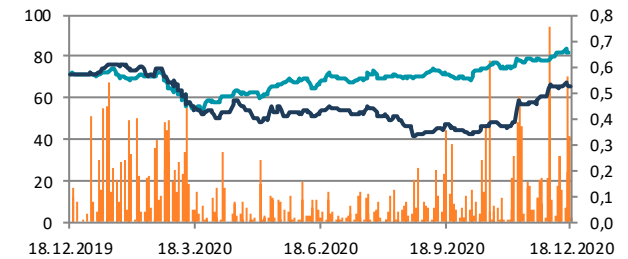
### VÍS



### Reginn



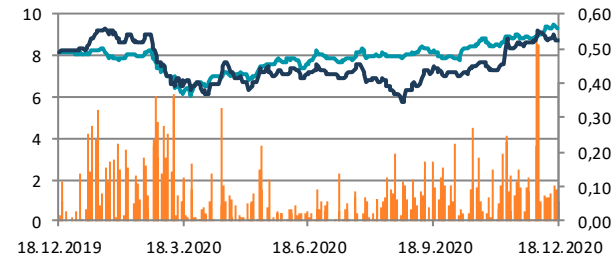
### Reitir



# Hlutabréf

- Velta (h.ás, ma.kr./dag)
- Verð
- OMXI10

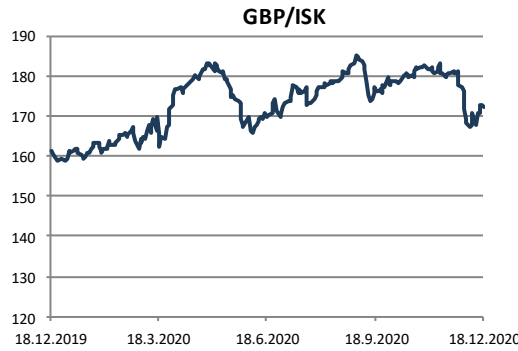
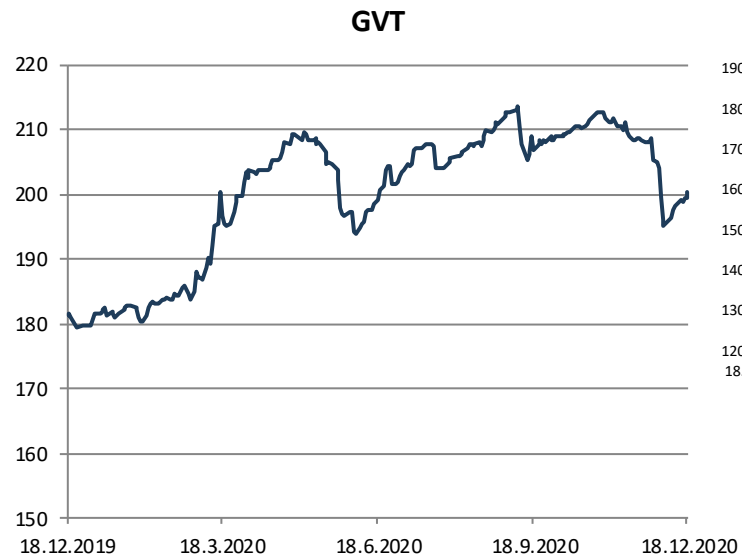
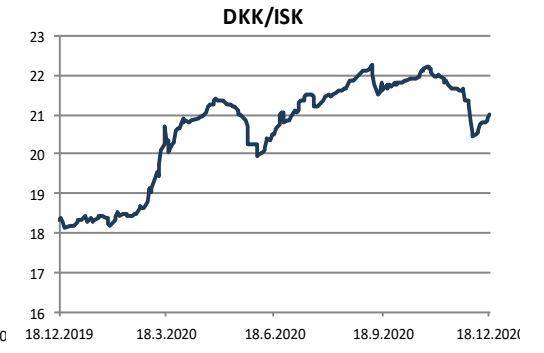
## Eik



# Gjaldeyrismarkaðurinn

Gengi ISK	18.des	áramót	Breyting síðan ...			
			1V	1M	3M	12M
GVT	200,5	11,6%	1,1%	-3,9%	-3,1%	10,6%
EUR	156,4	15,1%	1,0%	-3,2%	-2,7%	14,2%
USD	127,6	5,3%	-0,1%	-6,3%	-6,1%	3,7%
GBP	172,2	8,0%	2,6%	-4,7%	-2,2%	6,8%
SEK	15,4	18,8%	2,3%	-2,4%	-0,2%	17,9%
DKK	21,0	15,6%	1,1%	-3,0%	-2,7%	14,7%
NOK	14,9	8,0%	2,8%	-1,3%	-0,5%	9,2%
JPY	1,23	10,7%	0,7%	-5,8%	-5,2%	9,8%

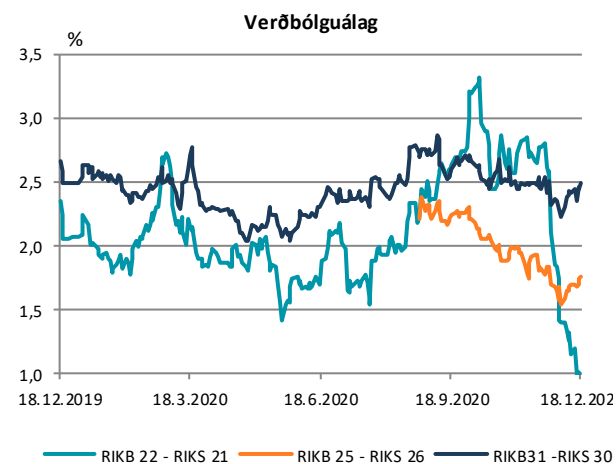
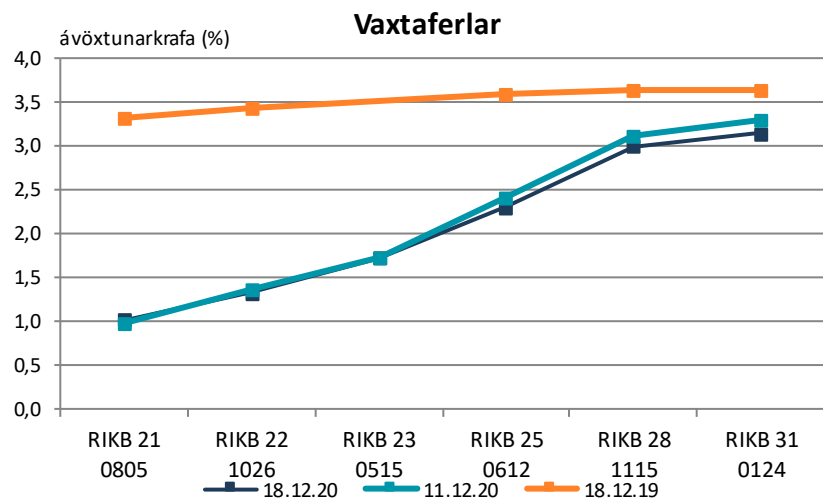
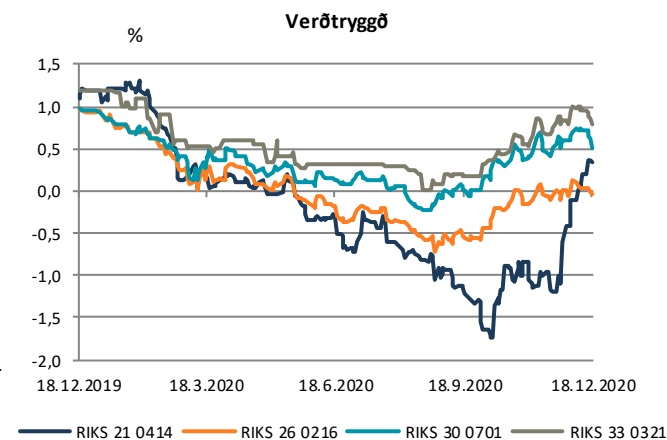
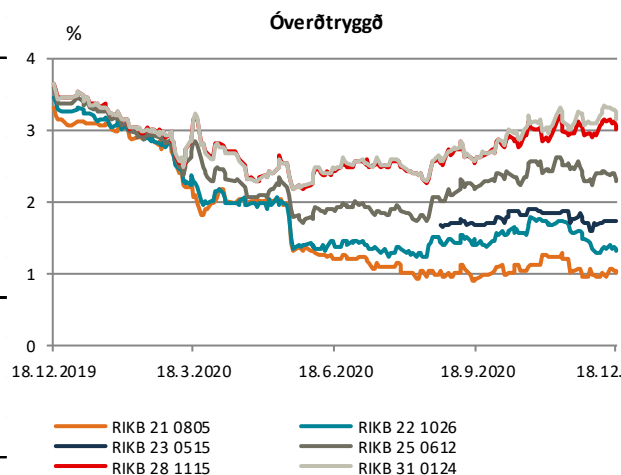
Miðgengi Seðlabanka Íslands. Heimild: Kodiak



# Ríkisbréf

	verð	krafa	velta (ma.kr./viku)	Breyting síðan ...				
				árm.	1V	1M	3M	12M
RIKB 21 0805	101,53	1,01	1,0	-2,06	0,04	0,01	0,09	-2,30
RIKB 22 1026	110,72	1,32	3,2	-1,94	-0,03	-0,26	-0,08	-2,12
RIKB 23 0515	99,49	1,72	1,2	0,00	0,02	0,04		
RIKB 25 0612	123,95	2,30	1,3	-1,07	-0,10	-0,15	0,09	-1,30
RIKB 28 1115	113,92	2,99	3,0	-0,45	-0,13	0,05	0,39	-0,66
RIKB 31 0124	128,59	3,15	2,7	-0,29	-0,15	0,15	0,52	-0,50
RIKS 21 0414	101,06	0,35	0,5	-0,84	0,15	1,53	1,57	-0,74
RIKS 26 0216	107,95	-0,04	1,0	-0,97	-0,07	0,08	0,51	-0,99
RIKS 30 0701	125,52	0,50	2,0	-0,45	-0,21	0,09	0,49	-0,49
RIKS 33 0321	125,83	0,78	2,3	-0,41	-0,18	0,12	0,60	-0,41

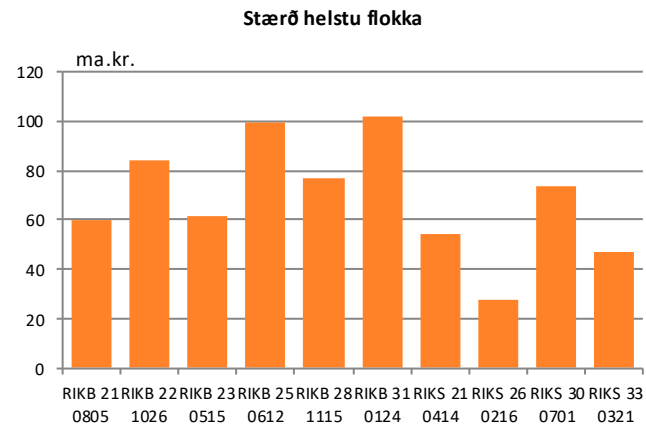
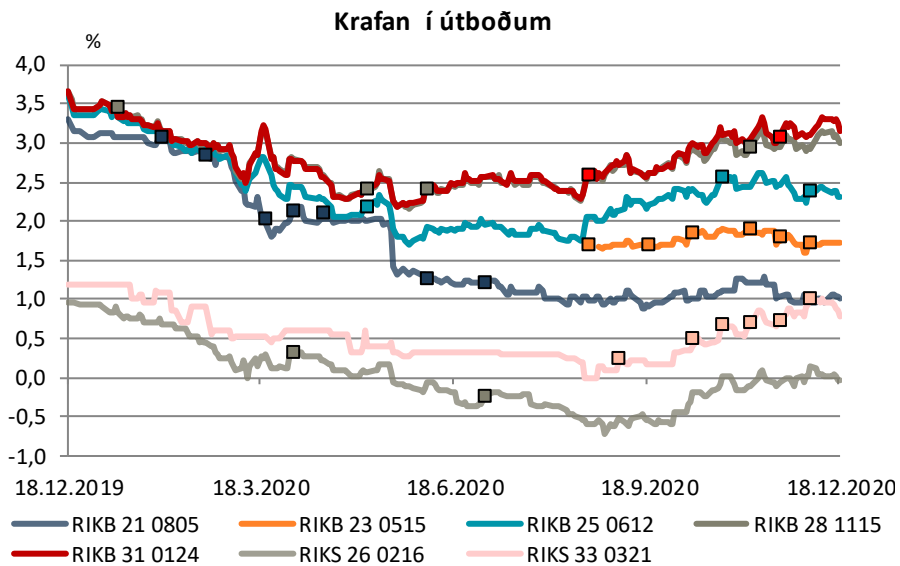
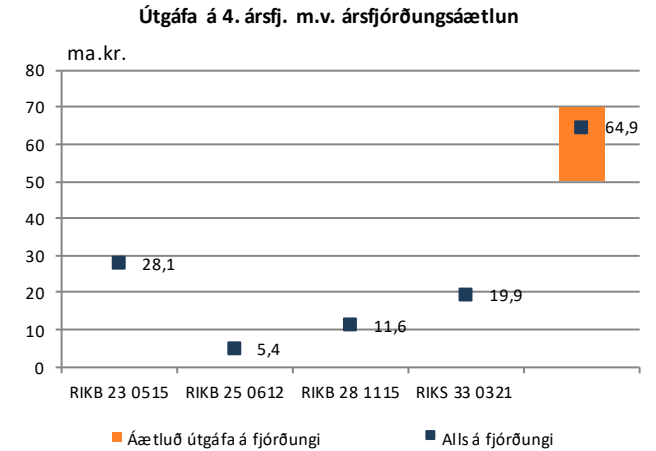
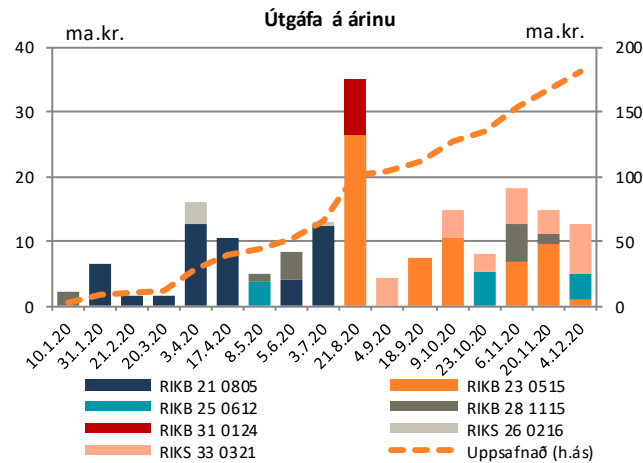
Heimild: Kodiak



# Útboð ríkisbréfa

Seinustu útboð		Tilboð	Samþykkt	Verð	Krafa
Dags	Flokkur				
4.12.20	RIKB 23 0515	2,9	1,1	99,450	1,760
4.12.20	RIKB 25 0612	3,1	3,1	123,660	2,390
4.12.20	RIKS 33 0321	5,0	5,0	123,000	1,000
20.11.20	RIKB 23 0515	10,1	9,6	99,279	1,800
20.11.20	RIKB 31 0124	1,5	1,4	129,448	3,080
20.11.20	RIKS 33 0321	2,3	2,3	126,350	0,752

Að nafnvirði (ma.kr.) Heimild: Lánamál Ríkisins



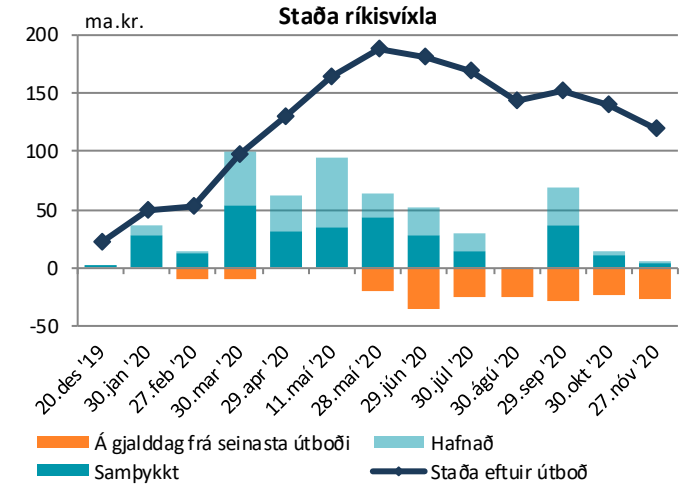
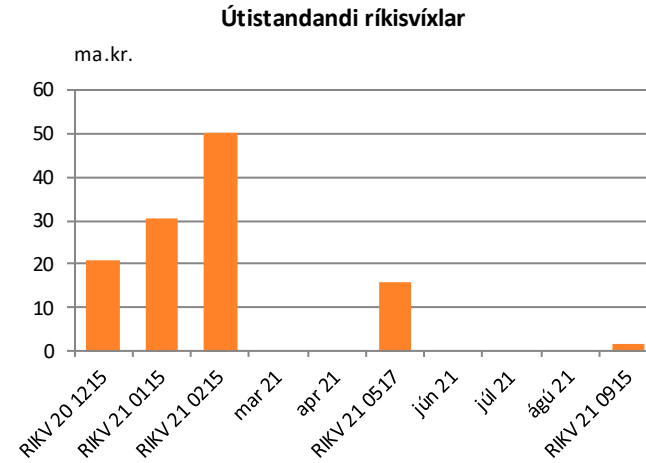
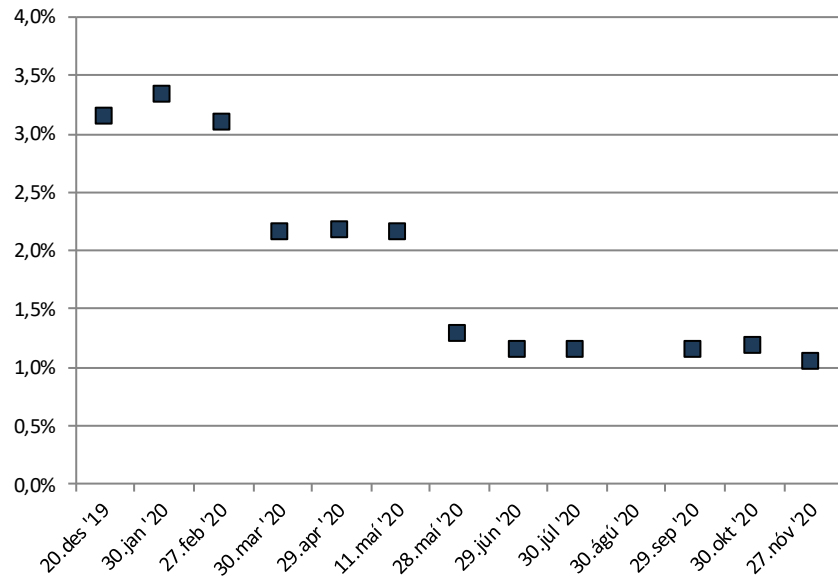


# Útboð ríkisvígla

Dags.	Flokkur	Samþykkt	Vextir
27.11.20	RIKV 21 0517	4,9	1,048
27.11.20	RIKV 21 0915	0,0	
30.10.20	RIKV 21 0517	10,8	1,191
30.10.20	RIKV 21 0915	0,3	1,140
29.09.20	RIKV 21 0215	35,9	1,151
29.09.20	RIKV 21 0915	1,2	1,100

Heimild: Lánamál ríkisins

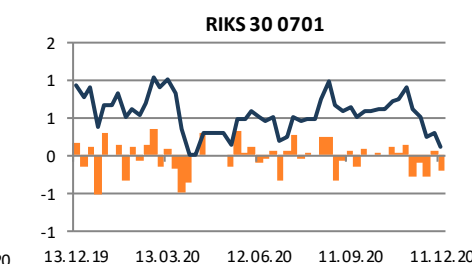
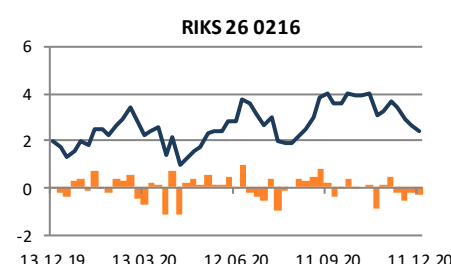
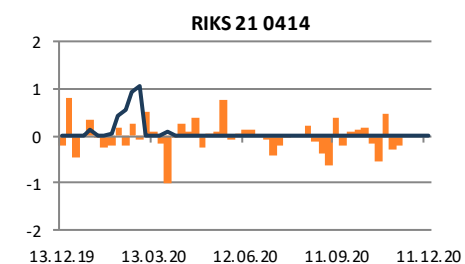
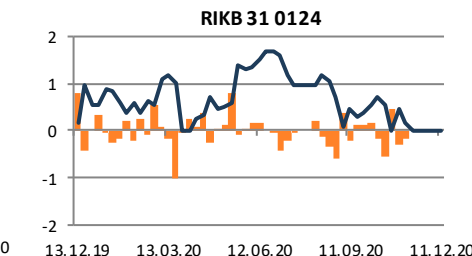
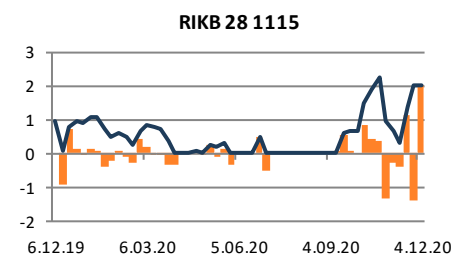
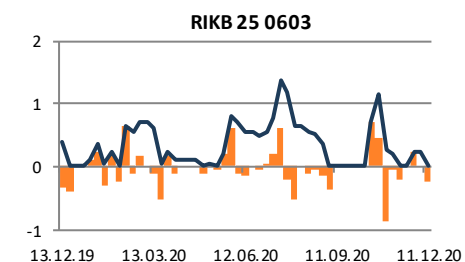
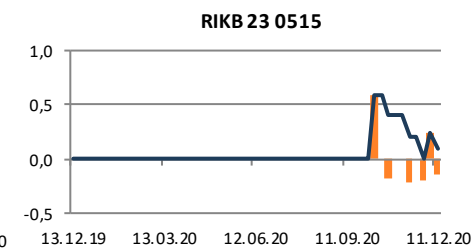
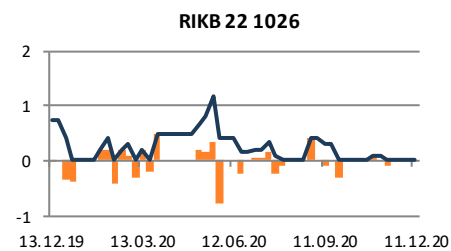
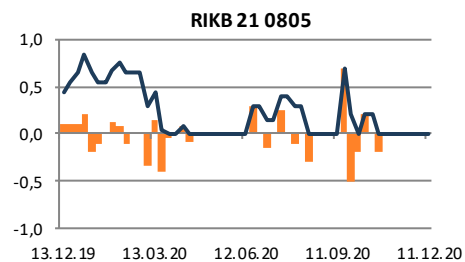
Flatir vextir (vegið meðaltal)



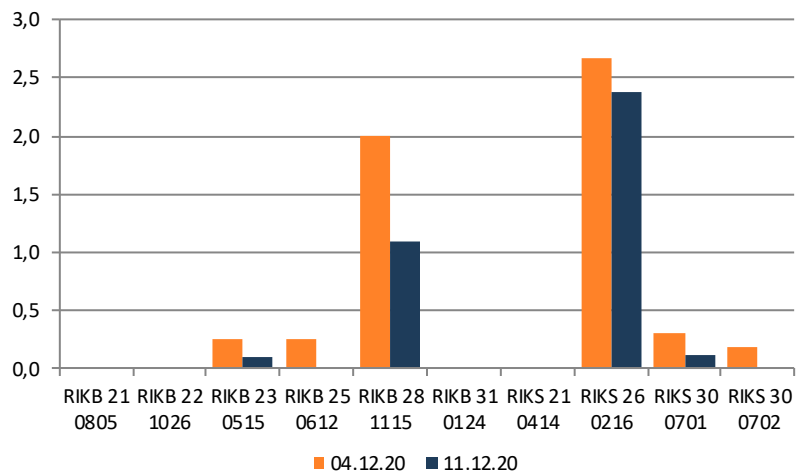
# Verðbréfalán

Flokkur	Nafnverð (m.kr.)	Breyting síðan				
		1V	4V	12V	26V	52V
RIKB 21 0805	0	0	0	-700	0	-443
RIKB 22 1026	0	-250	0	-300	-400	-735
RIKB 23 0515	100	-150	-100	100	100	100
RIKB 25 0612	0	-2.000	0	0	-549	-400
RIKB 28 1115	1.100	1.100	820	500	1.100	1.050
RIKB 31 0124	0	0	0	-280	-1.520	-150
RIKS 21 0414	0	-2.675	0	0	0	0
RIKS 26 0216	2.380	2.070	-1.285	-1.230	-435	435
RIKS 30 0701	115	-70	-505	-385	-387	-815
RIKS 33 0321	0	0	-260	0	0	0

Heimild: Lánamál Ríkisins



## Breyting milli vikna



Innihald og form skjals þessa er unnið af starfsmönnum Hagfræðideildar Landsbankans hf. (hagfraedideild@landsbankinn.is) og byggist á aðgengilegum opinberum upplýsingum á þeim tíma sem greiningin var unnin. Mat á þeim upplýsingum endurspeglar skoðanir starfsmanna Hagfræðideildar Landsbankans á þeim degi þegar greiningin er dagsett, en þær geta breyst án fyrirvara.

Landsbankinn hf. og starfsfólk hans taka ekki ábyrgð á viðskiptum sem byggð eru á þeim upplýsingum og skoðunum sem hér eru settar fram.

Bent skal á að Landsbankinn hf. getur á hverjum tíma haft beinna eða óbeinna hagsmuna að gæta, ýmist sjálfur, dótturfélög hans eða fyrir hönd viðskiptamanna, s.s. sem fjárfestir, lánardrottinn eða þjónustuaðili. Greiningar eru engu að síður unnar sjálfstætt af Hagfræðideild Landsbankans og innan Landsbankans eru í gildi reglur um aðskilnað starfssviða sem eru aðgengilegar á vef bankans.

